



SEPTEMBER 2023 / QUILTING IN THE
PINES NEWSLETTER

www.PINESQuilts.COM

A Message From Our President

Hope everybody's summer is going well. Let's keep those sewing machines purring and the storms away from us.

Monique

Meeting info:

9:30 a.m., Thursday

September 14, 2023

Trinity Lutheran Church
7150 Pines Blvd.
Pembroke Pines, FL
33024

East of University Drive

Fat Quarters

BRIGHT Yellow

Block of the Month

(See page 3)

Show-n-Tell

Share your recent work
and the process of
creating it.

Bring a friend

We love guests!

Inside:

Programs/Birthdays	2
Retreat	2
BOM	3
FQ/Charity	4
Program Pix	5
MISC	6

SEPTEMBER BIRTHDAYS

Kathy Walker	09/05
Sylvia Stevens	09/06
Karen Guamieri	09/13
Rennie Richter	09/10
Anna Theaker	09/13
Marian Harlan	09/15
Tonya Shaw	09/16
Rose Valentine	09/20
Joan Araujo	09/27



RETREAT

The next retreat is scheduled for Nov. 3-6, 2023. A sign up sheet will be available at the September meeting. A 50\$ deposit is required and the cost will be 205 per person double occupancy and 390 single. If you come Thursday evening there is an extra days charge added.

PROGRAMS

SEPTEMBER

A slide show on panels and how to finish them will be the September program. Learn how to take a panel and enhance it with flying geese, nine patch blocks and much more.

OCTOBER

The October program will be a training session on borders, facing a quilt and bindings. Learn techniques that can enhance the finish of your beautiful quilts and other artwork.

UPCOMING WORKSHOPS

September 9th = We are invited to attend a strip workshop with West Broward. The cost is 10\$ Charlotte will do the Strip Quilt class.



SUPPLY LIST

September Workshop supply list:

- 24 — 2 1/2" patterned strips
- 8 — 2 1/2" solid strips
- (you can reverse the strips — 24 solid and 8 patterned)
- Sewing machine and regular sewing supplies

DO THIS WITH BRIGHT PINK




QUILTING IN THE PINES BLOCK OF THE MONTH – SEPTEMBER 2012

BOM

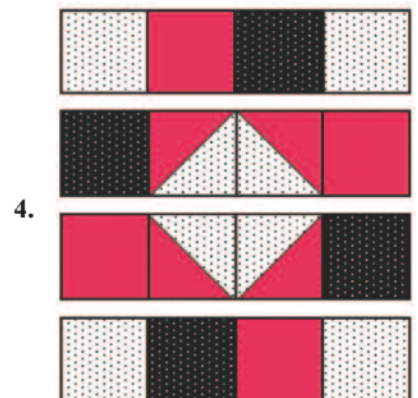
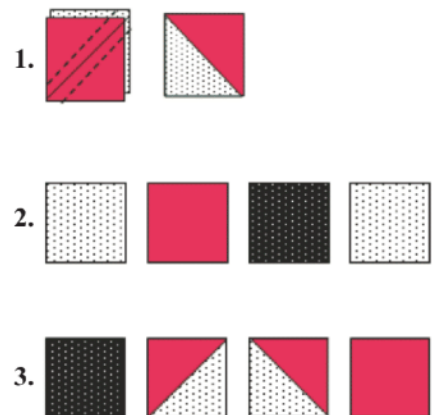

Black & White & Bright #9

Makes a 12" finished block. When making the block, please use 100% cotton fabric washed and trimmed of selvages before cutting. All blocks should be 12½" square (unfinished) when completed. If your block is a little off, don't square it up. Leave that to the winner who may want to use the same ruler to square all the blocks.

September's Block Instructions

-  White-on-blackCut four 3-1/2" squares
-  Black-on-white.....Cut four 3-1/2" squares
Cut two 4" squares
-  Bright pinkCut four 3-1/2" squares
Cut two 4" squares

1. Sew black-on-white and pink 4" squares into four half-square triangles. Draw diagonal line corner to corner, sew 1/4" on each side of the line and cut on line to make two blocks. Square up to 3-1/2".
2. Sew 3-1/2" squares together as shown. Make two units.
3. Sew 3-1/2" squares and half-square triangles together as shown. Make two units.
4. **Block Assembly:** Sew rows together as shown to make a 12-1/2" block.



Charity Roundup

Charlotte- 25 pillowcase kits, 3 quilts
Elena - 2 quilts
Cathy Donn - 1 quilt, quilted by Denise
Anne - one complete quilt kit
Monique - 3 quilts
Barbara - 2 complete quilt kits



FAT QUARTERS for 2023

JAN - Bright RED
FEB - Bright GREEN
MAR - Bright YELLOW
APR - Bright ORANGE
MAY - Bright PINK
JUN - Bright BLUE

JUL - Bright ORANGE
AUG - Bright PINK
SEP - Bright YELLOW
OCT - Bright GREEN
NOV - Bright RED
DEC - TBA

August Program Our Annual Table Sale



We had fun swapping our 'STASHES'



Misc Announcements

Hi, QUIP Members!

I hope you are all well.

But, if anyone is in need
of some cheering up, or congratulations,
please

let me know.

Sandy Glazer (954) 742-6164 or
sandymindy@aol.com



**Steve Kuras from Hope Outreach came to thank us for our generous donation
raised from our BQE raffle quilt**



Quilting In The Pines Guild

Newsletter www.pinesquilts.com

<https://www.facebook.com/QuiltingInThePinesQuip/>

