

# THE RAW EDGE

Quilting In The Pines Newsletter, December 2025



## Message from The President

*Hello QUIP Members!!*

*Change has various ways of arriving — sometimes like a soft breeze, other times like a strong wind that rearranges everything we thought was steady and secure. In recent months, QUIP has felt both. We've said goodbye to familiar faces, adjusted to new rhythms, and watched our circle shift in ways that remind us how precious our friendships and journeys truly are.*

*Loss, in all its forms, can leave us feeling anxious and unsettled. But within our guild, we are united by more than what we can see — by shared purpose, and by the love and kindness each of us brings. The unique interests and talents of each one of us with quilting brings and binds us together, whereas, we probably would not have crossed paths otherwise. Our unique group of creators does not diminish with change; it transforms. It shows up in a hand reaching out to help another, in a life story or even a quilt story shared, and lots of laughter and love that still fills the room. As we move forward, let's carry our group's uniqueness together. Let's honor those who've walked beside us by continuing their work — by seeing each other fully, by creating, by learning, and by welcoming new members who will bring their own gifts and love to our guild.*

*This season, we are planning gatherings that focus on renewal — both personal and collective. Opportunities to share memories, to make something new, and to remember that every ending is also a new beginning.*

*Thank you for being part of QUIP. Even in times of change, the Guild remains what it has always been — a place of vision, heart, connection and creativity.*

*With warmth and hope, I appreciate each one of you.*

*Keep Smiling and Sewing,*

*Paula*



## December Meeting

**Thursday, December  
11th, 2025 at 10 a.m.  
Trinity Lutheran Church  
7150 Pines Blvd.  
Pembroke Pines, FL  
33024**

## Diaper Donations

**We will be collecting  
diapers and wipes at  
our December  
Meeting to donate to  
local charities.  
Diapers are greatly  
needed and are  
preferred over wipes.**

## QUIP December Meeting

### Meeting -

Gift Exchange Game - Bring a wrapped gift (\$25 price limit).  
Holiday Desserts -Sandy Glazer is bringing cake- please feel free to bring a dessert to share if you would like.

Annual Diaper Drive - Please bring in diapers for our Diaper Drive.

**Program-** Step 3 of our project bag will be taught. See previous month's directions in the Newsletter.

## Upcoming Month's Programs and Workshops

**January** - Strip Poker! - Bring 26 Batik fabric strips in to participate. Strips should be 2 and 1/2 inches by the width of the fabric. (Jelly roll strip size.) We will also be starting our new 2026 block of the month.

**February** - Sit and Sew and Cutting and Prepping Charity Quilt Kits. There will be different stations with things to do to help prep the kits. We will have ways for everyone to be able to pitch in and help.

**REMINDER:**  
The December meeting will be in the NEW BUILDING and will start at our NEW 10AM TIME. Please remember to park in the parking lot attached to the new building!

### December Fat Quarter Color

December's color is BLUE & has a theme of Winter/Cold.



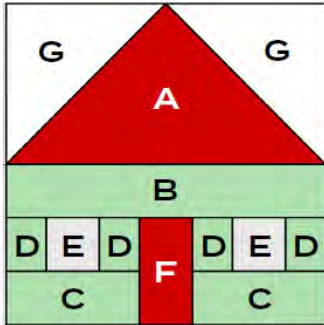
### December Birthdays

Cathy Donn	12/4
Charlotte Lorenzo	12/14
Wendy Cates	12/24
Iris Biasetti	12/27

# 2026 January Block of the Month

QUIP's 2026 BOM is a smaller version of A Quilter's Life Log Cabin. **The version that we will be doing for our swap is below. The completed block is 10" square.** For those that would like to make the 18" block version for their own personal use (the larger version has added pieces), those directions will be sent in an email.

## Cutting Instructions



	inside 6" Block (6 1/2" unfinished)
Medium/Dark (A)	(1) 6 1/2" x 3 1/2" rectangle
Medium (B)	(1) 6 1/2" x 1 1/2" rectangle
Medium (C)	(2) 3" x 1 1/2" rectangles
Medium (D)	(4) 1 1/4" x 1 1/2" rectangles
Light (E)	(2) 1 1/2" squares
Medium/Dark (F)	(1) 1 1/2" x 2 1/2" rectangle
Light (G)	(2) 3 1/2" squares

**Finished Block is 10"**



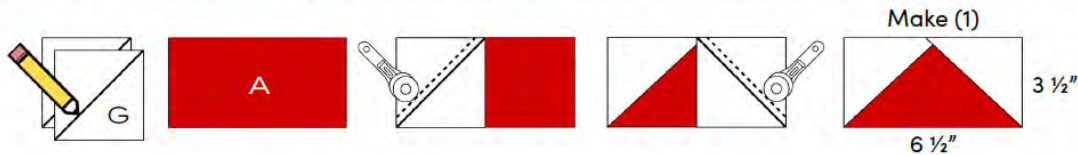
Designer Note: Follow the block guide shown for fabric placement. Units are labeled A-G. Note that pieces B-D are cut from the same fabric.

### Cutting Instructions for Strips for Block Border

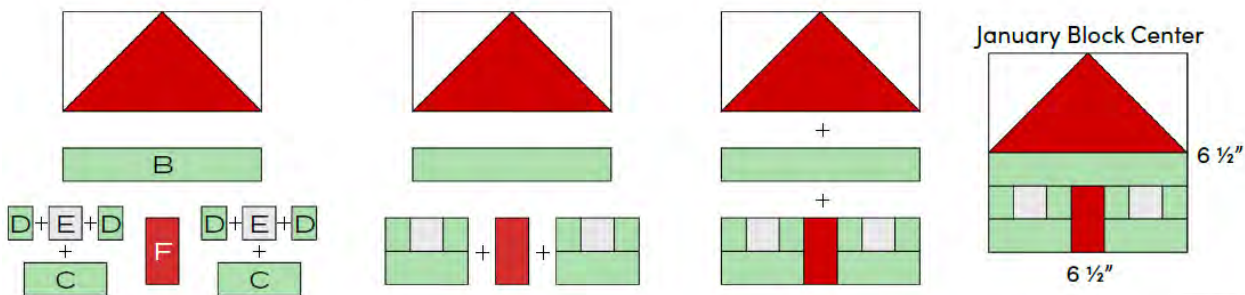
Medium/Dark (A & B)	(1) 2 1/2" x 8 1/2" rectangle labeled as A and (1) 2 1/2" x 10 1/2" rectangle labeled as B
Light (G)	(1) 2 1/2" x 6 1/2" rectangle
Light (H)	(1) 2 1/2" x 8 1/2" rectangle

## Piecing Instructions

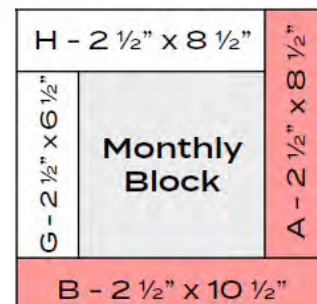
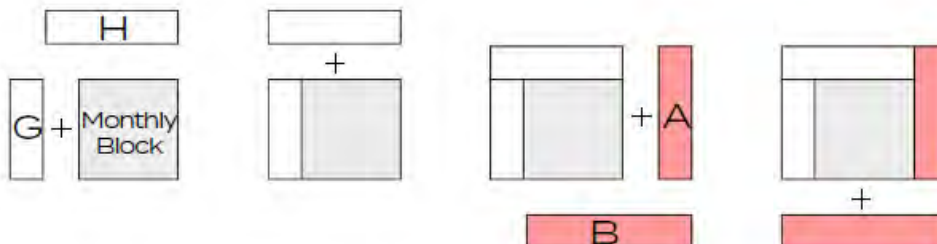
1. Draw a diagonal line on the wrong side of (2) G – squares using an erasable marker or pencil.
2. Place (1) G – square onto the corner of (1) A – rectangle, right sides together.
3. Sew along the drawn diagonal line as shown. Trim the excess corner fabric to a 1/4" and press toward the corner.
4. Repeat stitch and flip techniques to attach an additional G – square to the adjacent corner of the A – rectangle to complete (1) Flying Geese Unit. The Flying Geese Unit should measure 6 1/2" x 3 1/2" unfinished.



5. Arrange the Flying Geese Unit with the remaining cut pieces. Reference the labeled diagram for the location of each cut piece.
6. Sew the January Block Center together, pressing seams away from the E – squares and the Flying Geese Unit. Once complete, the January Block Center should measure 6 1/2" x 6 1/2" unfinished.



7. Sew on remaining strips around center house block in the order shown. Completed block will be 10".



# November Charity Donations

## **OCTOBER**

Sylvia - 2 Christmas stockings, 2 pillowcases

Tamarac Community Center (Shirley Moore) - 10 quilts

Mary - 2 quilts, 1 Christmas stocking, w/c quilt

Iris - 3 lap quilts, 5 stockings

Charlotte - 4 quilts, 18 pillowcase kits

Opal - 7 Christmas stockings

Gerri - 1 wheel chair quilt, 1 child quilt

## **NOVEMBER**

Cathy Dance - 3 bears

Charlotte - 12 receiving blankets, 21 burp cloths

Annette - 2 pillowcases, 6 burp cloths

Sandy W. - wheelchair quilt, pillowcase

Gerri - wheelchair quilt and pillow case

Laura - 1 Quilt

***The entire November donation was given to Linda Nastro who will deliver it to the Ann Storck Center.***

*Would you like to make a charity quilt, but just don't know where to start?*

*QUIP has prepared kits, backings and batting for our members to make charity quilts with at the church! Members are encouraged to check out the charity kits and supplies at our monthly meetings. Don't forget to put your name on the sign out sheet.*



*Christmas Quilt donated by Shirley Moore's Group from the Tamarac Community Center.*

## Charity Spotlight

The Ann Storck Center is dedicated to enriching the lives of children and adults with developmental disabilities. It is a non-profit organization serving the needs of adults and children in South Florida who present with severe and multiple disabilities including epilepsy, cerebral palsy, autism, and intellectual disabilities. The Center strives to discover and build upon the uniqueness and strengths of each person it serves in order to provide life-enriching experiences.



# QUIP November Meeting Fun!



***Birthday "cake", Turkey games, new tools, a bag making lesson and even the "knighting" of new Board Members. You never know what fun things are gonna happen at a QUIP meeting!***



# A QUILTER'S STORY *with Sylvia Stevens*

Sylvia Stevens, QUIP's new treasurer, is truly one of a kind! Funny, kind, creative and fearless; Sylvia's indomitable spirit and positive attitude have made her unstoppable.

Born in Louisiana, to an artsy mother and a military father, Sylvia's life started out with adventure when her family moved just a few months after her birth. Her father's military career kept the family moving every 4 years, which taught Sylvia adaptability as well as how to make friends wherever she went.

Following in her mother's footsteps, Sylvia began knitting in the 5th grade so that she could make clothes for her Barbie doll and for the dolls of her friends. In Junior High, she took it a step further and started sewing her own clothes for school. Sylvia also worked in her Mother's ceramic studio mixing clay, filling molds, glazing clay and working the kiln. She loved painting the glazes and how their colors changed when the clay pieces were fired.

At 18 she began her journey into quilting, another of her Mother's artistic pass times. Her first quilt was a double bed sized, embroidered carnation quilt with 2 main panels that her mother helped complete by hand quilting it for her.

In 1971, soon after she graduated from high school, Sylvia was in a severe car accident which left her paralyzed. Five years later, while in college, she was in yet another major car accident. She credits God with her survival, and says that God had an angel watching over her. Even though she has been through trauma, she maintains a positive attitude and feels blessed. Much like the butterfly comes out of its chrysalis transformed, Sylvia feels like she also received a new life. Her accidents left her with a God given purpose; to entertain people and make them smile.

Not one to be daunted by adversity, she didn't let her accidents slow her down for long. Sylvia went on to receive her college degree in Business Administration, have a successful career and even became a registered clown! Whether it be skiing, white-water rafting, playing on a wheelchair basketball team or sewing with her quilting friends, this self-proclaimed "wild and crazy woman", is always up to something!



*Sylvia ready to perform as Rainbow Butterfly.*

## **Q&A with Sylvia**

### **What is your best life tip?**

God never promised us a tomorrow. I live one day at a time and try to have as much fun in that day as I can. You can't let life's difficulties pull you down or you'll never get back up. You have to be like a bouncing ball and rise back up.

### **Favorite thing about quilting?**

I like the variety that quilting offers. There are so many different patterns and techniques to explore!

### **Best quilting advice?**

Imagination is the biggest part of your quilt. I love how you can take all kinds of pieces and patchwork and make something beautiful out of it.

### **What are you currently working on?**

I'm currently working on finishing a crochet project and a few quilt tops that my younger sister was working on before she passed away.

### **Fun Fact about Sylvia:**

Sylvia is a registered clown and performed in clown ministry! One of her favorite acts involves putting on her makeup and transforming herself in front of her audience. She spoke to them about how we all put on a face every day, often taking one off and putting on another as we go through our day. We step outside our door and put on one face, another face at the grocery store and a then yet another face at church.



# November Show and Tell



## *QUIP Will Miss You, Denise!*

*Our Treasurer and long time member, Denise Glaser is moving to South Carolina where her family lives. While we will all miss her greatly, we know that she is excited about her move and wish her nothing but the best! Denise, we hope that your new guild appreciates you and knows what a gem that they are getting!*



*Denise was the Golden Egg recipient this month, and was presented with flowers and a gift card as a going away present from QUIP.*

### **Next QUIP Quilt Retreat - April 17-20th, 2026**

**Don't miss out on all the quilting retreat fun!! The next retreat is already planned for April 17-20th 2026 in Sebring, FL. Set aside the dates now and join us for 4 days of quilting, bonding with your fellow quilters and fabric at the cutest quilt stores!**

### **St Paul Lutheran Church Treasured Quilts 2026 Quilt Show**

**WHEN:** Saturday, January 31st Quilt Show 9:00am to 3:00pm

**PURPOSE:** St. Paul's church fundraiser to help feed the hungry in Broward County.  
(Pantry of Broward)

**WHERE:** St. Paul's Lutheran Church, 580 Indian Trace Rd, Weston, FL

**We have 5 pews to fill. Please enter your quilts so that QUIP has a nice presentation.**


**There is no entry fee to display your quilts. There is a sign up list at the monthly meeting to register to either sit at our table and/or display some of your quilts. Quilts must be registered by December 31st. You can deliver and pick up your quilt per directions from the Quilt show or we can do a group pick up and drop off.**

**We need help with our QUIP table. Please sign up for a time slot for Saturday between 9:00am to 3:00 pm. There is an entrance fee of \$10 for everyone.**



# QUIP Project Bag Step 2

QUIP is starting a new project that will be taught during the monthly meetings. Each month Paula will be walking us through each step and teaching us how to make our own project bags. The directions are being taught in three parts, and the project will be done at home, not at the meetings. This last month Paula taught part two. Please see a copy of the directions below.



## Large Project Bag: Part 2 - Preparing Bag Front

Border Lining: 4 ½ “ x 13 ½ “

Fusible Interfacing: 4 ½ “ x 13 ½ “

Coordinating Fabric Zipper Strips: Two 1 ¼ “ x 13 ½ “

Fusible Interfacing: Two 1 ¼ “ x 13 ½ “

Handbag Bag Zipper (#4.5): 15 ½ “

Vinyl Front Window: 7 ½ “ x 13 ½ “ (piece I gave you is bigger, cut to size)

\*When working with Vinyl do not use pins. That will leave holes. Use clips. Use tissue paper when sewing next to sewing line to help vinyl move thru machine. Also, a plastic nonstick foot is perfect.

1. Fuse interfacing to wrong side of your fabrics.
2. Attach Zipper to Zipper Strips. Attach one of the 1 ¼ “ x 13 ½ “ strips to zipper. Right sides together lining up the edges. Sew 1/8 “ from the edge. Open up seam, Finger press and top stitch 1/8 “ from seam.
3. Do the same to the other side of the zipper. Make sure line up edges of the fabric. The zipper will be longer than fabric on both ends. (figure 15, pictured above)
4. Attach the 4 ½ “ x 13 ½ “ to the bottom of the vinyl. Line up edges and sew 1/8 “ from the edge. Finger press open. Top stitch 1/8 from the seam.
5. Same idea as the zipper..... Attach the top of the vinyl to the bottom of the zipper strip. Again. Right sides together, lining up edges 1/8” from edge. Finger press open. Top stitch 1/8” from the seam. \*\* Make sure fabric edges are lined up on sides\*\*

You now have a back and front of the project bag done.

Part 3 will be putting it all together.

## Charity Donations in Honor of Members

**With the passing of Nina Anderson, the guild will be donating \$100 to the Leukemia and Lymphoma Society in her honor.**



**Rose Parsons, a past president of this guild, husband, Joe, passed and we will be donation \$50 to the National Art Education Association as well as \$50 to our local Humane Society on Griffin Road in his honor.**


## For Sale Items & Ads

Are you a QUIP member that has an item that you would like to sell, or a sewing or quilting related service or product that you would like to advertise for free in our monthly Newsletter?

Just send your information to Anne at [aobrumet@gmail.com](mailto:aobrumet@gmail.com) by the 15th of the month.

## Quilter

*a Poem by Annette O'Connor*



*Q is Quiet thinker. A person who is getting their thoughts in order to get ready to create.*

*U is unique in their own way. They have skills and styles that identify who they are.*

*I is interesting and an individual who has ideas that they will turn it into a quilt.*

*L is loyal and lover of quilting. A design which with a lot of work is completed.*

*T is tender and true to be a quilter. Adding new skills and techniques from other quilters.*

*E is energy that comes from quilting a design on the quilt. Knowing that the quilt has ended it's journey and a new quilt will be on its way.*

*R is rare and rich of ideas. Knowing which rich and rare ideas they will use.*

*Looking at a quilter you see the love and skills and the time that comes with it. Not to mention a group of people with the same desire to be creative and friendly people who are quilters.*

## QUIP Payments

Do you need to make a payment to QUIP for fabric, dues, or anything else? Payments can be made in cash, by check or online via Zelle.

The Zelle ID is the email address:  
[PinesQuilts@gmail.com](mailto:PinesQuilts@gmail.com)

Enter your name and the reason for the payment in the "optional" field so that the treasurer knows what the payment is for.



# Quip General Meeting Minutes ~ November 11, 2025

**Meeting called to order :** 10:13 - Greeted members, acknowledge new members and guests .

**Birthdays:** Mary Martinez

**Special Recognitions:** Golden Egg, Denise Glaser. Also flowers and \$100 visa gift card. Thank you and good bye messages from members were given.

**Motion to approve the prior minutes:** 1st by Sylvia Stevens, 2nd by Annette O'Connor, all present voted Yes

**Treasurer's Report:** See treasurer for figures. No huge differences to report.

## **COMMITTEE REPORTS:**

**Membership:** 28 members present, 2 guests - Barbara and Reina

**Workshop/ Retreat:** Next Retreat April 17-20

**Charity:** Linda Nastro taking to cancer children up to 21 years old. We donated quilts to her charity in Coral Springs group. Labels, batting, kits for charity quilts are all in church location now.

**Newsletter:** Deadline to submit information is the 15th of the month. Anne's goal is to get the newsletter finished and published before the end of the month.

**BOM:** Daisy showed the first 3 months of next year's BOM. We will have only one frame around design. Directions to January on hand to those who needed it. Will also be in Newsletter.

## **OLD/NEW BUSINESS:**

- Understanding leaders, to fulfill the previous term. President Paula Wilson, Vice President Anne Brumet, Treasurer Sylvia Stevens. Staying the same: Secretary Judy Nemeth and Member at Large Sheri Passwater.
- With the passing of Nina, the guild will be donating \$100 to the Leukemia and Lymphoma Society.
- Rose Parsons, a past president of this guild, husband, Joe, passed and we will be donation \$50 to the National Art Education Association as well as \$50 to our local Humane Society on Griffen Road.
- Upcoming Events - Floriani Hands-On event; The Art/Craft Show in Hollywood this Saturday; The Quilt show in Weston that is January. Sign up for showing quilts and attending the table passed around.
- DECEMBER Meeting - starting at 10:00. Playing a gift exchange game with a die. Bring a wrapped gift. Value should be around \$25.; Sandy Glazer will donate for group a sheet cake as well as the plates/plastics. Guild will bring big tray of cookies. Any member who wants to bring in cookies, etc. is welcome. \* We will be collecting diapers for community in December.

\* JANUARY Meeting - Strip Poker: Our next 2026 challenge is with strips. Bring 26 - 2 ½ inch x width (40-44) of Batik fabric.

**Programs:** 10 wacky tools Not found in Quilt shops. Drawings to win the tools.; Project Bag: Part 2: Gone over the steps. Handouts, Plastic and zippers were available to members.; FLY TURKEY FLY GAME!!!

**Raffles:** Fat quarters - Paula Wilson, Caren Donovan, Gerri Treadway; 50/50 - Charlotte Lorenzo - \$28 Show and Tell, then Meeting adjourned.

Respectfully Submitted: Judy Nemeth, Secretary



## SUNSHINE NEWS

Hi QUIP Members! I hope you are all well. If anyone is in need of cheering up or congratulations, please let me know.

Sandy Glazer, (954) 742- 6164, [sandymindy@aol.com](mailto:sandymindy@aol.com)



# **VacuumAndSewing.com**



Let Us Show You Why  
We Are One of the  
**TOP DEALERS**  
in the United States!



**You Will Be SHOCKED!**

**Give Us a Call  
For Current Pricing + Specials  
1-800-280-4919**

*Established in 1945, Tops Vacuum and Sewing has built a reputation for offering competitive prices, top-quality products, and comprehensive Premium Support, all while proudly partnering with renowned industry brands.*

**Located at - 10826 Pines Blvd, Pembroke Pines, FL 33026 Call us at - 954-431-3552**

## *Upcoming Quilt Show Information*

**Quilt Con - February 19-22- Raleigh, North Carolina -  
<https://quiltcon2026.eventscribe.net/>**

**QuiltGuilds.com has an extensive list of upcoming Florida and National  
Quilt shows - <https://quiltguilds.com/quilt-shows-in-florida/>**

**Upcoming Florida Quilt Shows:  
QUILTING SHOW IN JANUARY!!!!**

**“Fan”tastic Quilt Show in Leesburg, FL - November 14, 2025**

***Do you have something that you would like to submit to the QUIP Newsletter?  
Pictures from the last meeting or event? A sewing machine to sell?  
Please send your information to Anne Brumet at [aobrumet@gmail.com](mailto:aobrumet@gmail.com). All  
submissions should be sent by the 15th of each month.***