

THE RAW EDGE

QUILTING IN THE PINES NEWSLETTER



Message from the President

The Importance of Charity Quilts

Charity is one of the oldest and most universal human practices. Across cultures, religions, and societies, people have recognized the importance of helping others in need.

Charity often brings to mind financial donations or large-scale humanitarian efforts. However, at QUIP charity is deeply personal and handmade. Quilts are more than blankets; they are symbols of warmth, comfort, and care. Donating quilts to charity combines creativity, generosity, and compassion in a powerful way.

There are moral, social, and personal reasons for giving to charity. First, from a moral perspective, charity reflects empathy and justice. Second, charity strengthens society. Third, giving to charity benefits the giver.

When QUIP gives a quilt to charity, it carries more than fabric and thread. It carries intention. Each stitch reflects patience and care.

Handmade quilts communicate a sense of personal connection. The recipient may never meet the maker, but they can feel that someone took time specifically to create something for them.

Giving back reflects gratitude. It shifts the focus from individual success to collective well-being. Instead of viewing achievements as purely personal accomplishments, giving back recognizes the interconnected nature of society.

When someone at QUIP donates a quilt, they participate in a tradition of communal care. They acknowledge that their abilities can improve someone else's life, even in small ways. Over time, small acts of kindness create meaningful change.

QUIP gives to charity because it reduces suffering, promotes justice, strengthens communities, and enriches our own lives. Giving quilts is a powerful expression of compassion. Quilts provide

warmth, comfort, and emotional support to individuals facing hardship—it is about using our gifts to serve others. Through each carefully stitched quilt, generosity becomes something tangible, comforting, and deeply human. To give back is to recognize our interconnectedness and contribute to the common good. Ultimately, charity is not merely about transferring resources; it is about affirming our shared humanity and working together to create a more just and compassionate world.



March Monthly Meeting

Thursday, March 12, 2026
at 10:00 a.m.

Trinity Lutheran Church
7150 Pines Blvd.
Pembroke Pines, FL 33024



QUIP Upcoming Events



March Meeting

PROGRAM- QUIP will be cutting and prepping three yard and wheelchair quilts kits for charity. Bring cutting mats, scissors, rotary cutters, and rulers for cutting stations. QUIP will be providing the fabric, but we have a lot of busy patterns and could use more solids, low density patterns and blending fabrics to help make the charity quilt kits with.

WORKSHOP- We will also be having a Sit & Sew after the meeting, where we will be making velvet & cotton stuffed bears for charity! There will be stations for cutting, sewing, ironing, etc. Bring your machine if you wish to sew, or help out at a different station. There will be jobs for everyone with the program and the Sit and Sew.

March Snack Volunteers

Regina and Gerri

2026 Fat $\frac{1}{4}$ Colors

This year our Fat Quarter Raffle will have both a color AND a theme! Use one or both categories for your fat quarters.

January - Red/Love

February - Green/Spring

March - Yellow/Kindness

April - Red, Pink/Moms

May - Teal/Summer

June - Red, Blue/America

July - Gray, Black/Joy, Happiness

August - Purple, Lilac/Autumn

September - Orange/Creativity

October - Burgundy/Thanks

November - Gold, Silver/Festive

Upcoming Events

APRIL- QUIP members will be making our guild name tags together! You're not going to want to miss this fun activity. Let's get crafty together!

MAY- We will be presenting our strip projects! Kristi will also be teaching us how to prepare a quilt for a longarmer. Table discussions.

JUNE- Kristi will be teaching us all about designing quilt patterns and software.



March Birthdays

Bridget Gallanger 3/1

Regina Huffman 3/11

Jan Ross 3/17

QUIP YEARLY MEMBERSHIP DUE

QUIP memberships expired at the end of February!

The annual membership fee is \$30 and is due in full in March.

Payments can be made in person or via Zelle. The Zelle ID is our email address: PinesQuilts@gmail.com

IMPORTANT: *Be sure to enter the reason for your payment in the "optional" field when you make your payment!*

QUIP April Quilt Retreat

The April retreat is filled! Full payment is due by the March QUIP Meeting. Payments can be made to Iris in person or via Zelle. We are looking forward to a wonderful weekend of quilting fun!

Have you checked out our new QUIP storage space? Paula has it so organized! QUIP has fabric and batting to help our members make a variety of different charity quilts, bibs, pillowcases and more! Don't forget to sign out your charity donation supplies! We can't wait to see what everyone makes for charity!



February Show and Tell



February Show and Tell Continued....



February Meeting Fun!



February Charity

QUILTING IN THE PINES AT WORK

FEBRUARY DONATIONS:

Turned in to Charities-
8 lap quilts to Springtree
Rehab and Nursing facility
17 Pillowcases, 8 teddy bears,
and 12 baby quilts to Broward
Partnership for the Homeless.

QUIP DONATIONS

TURNED IN:

Nancy B. - 1 quilt
Gerri - 2 pillowcases, 1
wheelchair quilt
Cathy - 1 wheelchair quilt, 4
bears
Sheri - 1 quilt
Annette - 5 burp cloths
Tamarac Community Center
(Shirley Moore) - 9 quilts, 4
pillowcases

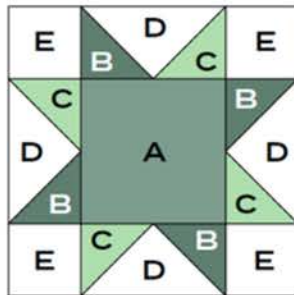
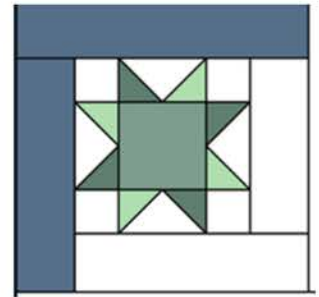
Contact Barbara at
barbaratate2001@yahoo.com for
more about QUIP Charity Events.

A FEW OF THIS MONTH'S DONATIONS



April 2026 Block of the Month

QUIP's 2026 BOM is a smaller version of A Quilter's Life Log Cabin. The version that we will be doing for our raffle is below. The completed block is 10" square. For those that would like to make the 18" block version for their own personal use (the larger version has added pieces), the directions for the outer strips/borders are available upon request.



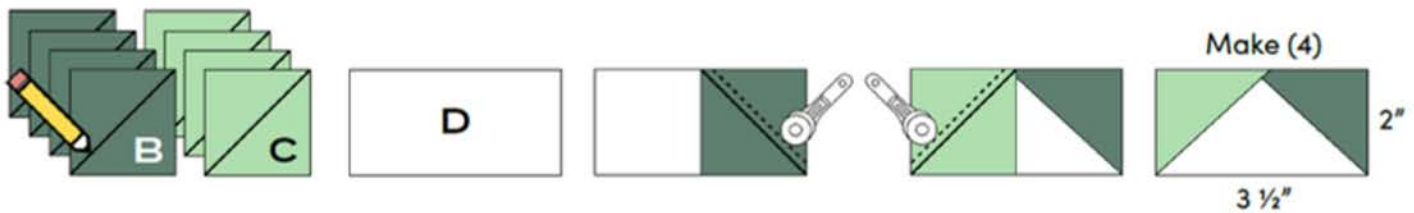
Cutting Instructions

	6" Block (6 1/2" unfinished)
Medium/Dark (A)	(1) 3 1/2" square
Medium/Dark (B)	(4) 2" squares
Medium (C)	(4) 2" squares
Light (D)	(4) 3 1/2" x 2" rectangles
Light (E)	(4) 2" squares

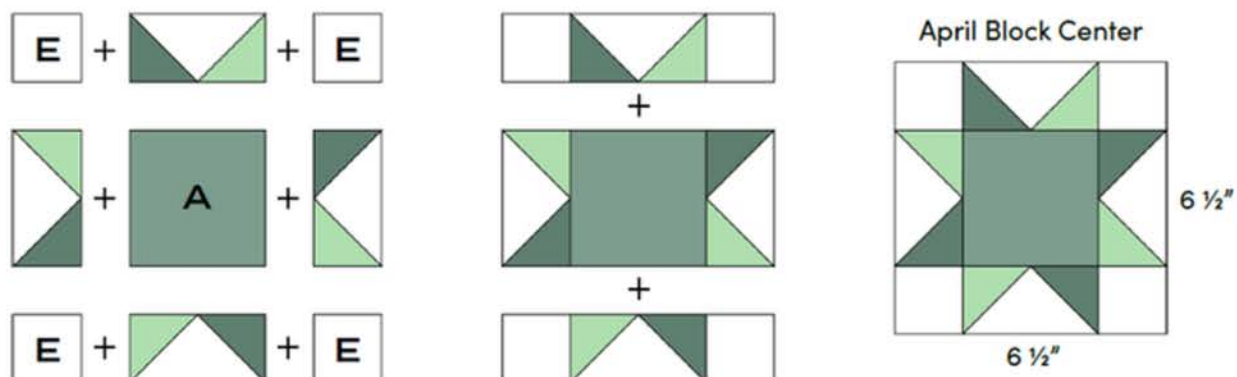
Designer Note: Follow the block guide shown for fabric placement. Units are labeled A-E.

Piecing Instructions

1. Draw a diagonal line on the wrong side of (4) B – squares and (4) C – squares using an erasable marker or pencil.
2. Place (1) B – square onto the right corner of (4) D – rectangles, right sides together and edges aligned. Note the orientation of the drawn diagonal line on the wrong side of the B – square in the diagram.
3. Sew along the drawn diagonal lines. Trim the excess corner fabric to a 1/4" and press toward the corners.
4. Repeat stitch and flip techniques to attach a C – square to the adjacent corner of each D – rectangle to complete (4) Flying Geese Units. The Flying Geese Units should measure 3 1/2" x 2" unfinished.

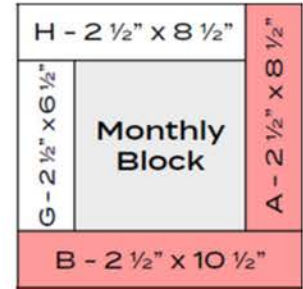


5. Arrange the Flying Geese Units with (1) A – square and (4) E – squares. Reference the labeled diagram for the location of each cut piece.
6. Sew the April Block Center together, pressing seams away from the Flying Geese Units. Once complete, the April Block Center should measure 6 1/2" x 6 1/2" unfinished.



April 2026 Block of the Month Continued

QUIP's 2026 BOM is a smaller version of A Quilters Life Log Cabin. The version that we will be doing for our raffle is included here. The completed block is 10" square. For those that would like to make the 18" block version for their own personal use (the larger version has added strip pieces), the directions for the extra outer strips/borders are available upon request.



Cutting Instructions for Strips for Block Border

Medium/Dark (A & B)	(1) 2 1/2" x 8 1/2" rectangle labeled as A and (1) 2 1/2" x 10 1/2" rectangle labeled as B
Light (G)	(1) 2 1/2" x 6 1/2" rectangle
Light (H)	(1) 2 1/2" x 8 1/2" rectangle

7. Sew on remaining strips around center house block in the order shown. Completed block will be 10".



KRISTY HILTON

Colorful Hair Quilting

LONG ARM SERVICES

kristy@colorfulhairquilting.com

801-427-0508

www.colorfulhairquilting.com

20605 NE 9th Ct
Miami, Florida

Rates:

\$0.0175 Economy

\$0.02 Light Quilting

\$0.025 Medium Quilting

\$0.03 Dense Quilting

Custom - Request Quote

Minimum fee \$50.00

Batting extra

SANDY GLAZER'S

Sunshine News

Hi QUIP Members!
I hope you are all well.

If anyone is in need of cheerinup or congratulations, please please let me know.

**Sandy Glazer, (954)742-6164,
sandymindy@aol.com**

Monthly Minutes

February 12, 2026 Guild MEETING

Call to Order: 10:15am; Greet Members, (26) acknowledge new members (0) and guests (4)

Birthdays: February - Laura Coe and Bette Montag (previous birthday month, but was absent)

Special Recognitions: Golden Egg, Laura Coe

Motion to approve the prior minutes - Motion by - Annette, 2nd by: Sheri Passwater

All in favor of the motion: unanimously approved. Opposed: 0

Treasurer's Report: Sylvia -Income: \$41 (50/50- \$23, Misc \$18); Admin: \$38; Operating: \$4.27; Expenses: \$141.15; Rent: \$70; CC fee: \$28.88; Total Assets: \$17,184.93 (CD \$14,000, Check acct \$3,184.93)

BOM: Daisy talked about the BOM and answered questions.

Workshop and Retreat: Iris - 22 registered for retreat - April 17-20

Sit and sew in March

Charity: Barbara- 8 bears, 12 pillowcase, 12 baby quilts (BPH) and 8 lap quilts to Spring Tree

Newsletter: Anne - If you have anything for the Newsletter, please send information by the 15th of the month. Anne mentioned that she will be using a new program to do the newsletter.

Old /New Business: Nominations for Secretary and Treasurer are in January. Members of guild vote for these 2 (2 year) positions in February. Sylvia Stevens ran for Treasurer and was voted in unanimously. No one ran for secretary and the position of Secretary remains unfilled as of this meeting.

There have been a number of people ask for having snacks and coffee at the guild meetings. A sign-up sheet for 10 months of 2 people bringing snacks is available at the monthly meetings.

February Exchanging Valentines was lots of fun.

February's Program: Tracey Gelb taught us "Ageless Grace". Lots of fun and laughter doing the exercises, many of the ladies signed up to attend her classes. She explained the meaning of SMACK: S - Strategic Planning, M - Memory/Recall, A - Analytical Thinking, C - Creativity/Imagination, K - Kinesthetic learning

March's Program: Will be prepping three-yard charity kits, followed by a Bear Sit and Sew for charity.

Raffles: (Daisy won \$24) Fat quarters (Annette, Annie, Christy), BOM (Paula)

Show and Tell: (7) Charity, then (11) Regular

Meeting Adjourned: 11:50am

Do you have something that you would like to submit to the QUIP Newsletter? Pictures from the last meeting or event? A sewing machine to sell? Please send your information to Anne Brumet at aobrumet@gmail.com