

# THE RAW EDGE

## QUILTING IN THE PINES NEWSLETTER



### Message from the President

As we prepare for our upcoming quilt retreat, many participants are thoughtfully choosing projects—some for loved ones, some for themselves, and others as a creative challenge for the weekend ahead.

Recently, I came across a story that adds a deeper historical reflection to our shared craft. It tells of a “secret quilt” connected to the time of the Underground Railroad. Enslaved individuals seeking freedom faced unimaginable danger, traveling long distances—often hundreds of miles—from the South through Northern states and ultimately into Canada.

Because secrecy was essential for survival, much of what we know today comes from oral histories passed down through generations. One such story suggests that quilts may have been used to communicate messages along the journey. According to this tradition, specific quilt patterns were displayed—hung on a fence or doorway, seemingly to “air out”—but in reality, they may have conveyed coded guidance for those preparing to escape. Some accounts describe a sequence of quilt blocks, each representing a different step or instruction along the path to freedom.

While historians continue to study and debate the accuracy of these stories, the symbolism remains powerful. Quilts have long been more than just fabric and thread—they are expressions of care, resilience, and connection.

As we gather to sew together, we can reflect on the meaning we stitch into every piece. Though we create in a time free from such dangers, the love, intention, and comfort we sew into our quilts continue a tradition of offering warmth, hope, and care to those who receive them.

Whether your project is for someone special, for yourself, or simply for the joy of creating, may each stitch carry that spirit forward. ~ Paula Wilson

#### Story of the Underground Railroad



### May Monthly Meeting

Thursday, May 14th, 2026 at 10:00 a.m.  
Trinity Lutheran Church  
7150 Pines Blvd. Pembroke Pines, FL

# QUIP Upcoming Events

## May Meeting

PROGRAM- QUIP will be having a Mother's Day tea and fancy spring hat competition! You're not going to want to miss out on this month's program..... Shhhhh... It's a surprise!

We will also be presenting our strip projects!



## May Snack Volunteers

Charlotte L. & Cathy Donn

## 2026 Fat $\frac{1}{4}$ Colors

*This year our Fat Quarter Raffle will have both a color AND a theme! Use one or both categories for your fat quarters.*

January - Red/Love

February - Green/Spring

March - Yellow/Kindness

April - Red, Pink/Moms

**May - Teal/Summer**

June - Red, Blue/America

July - Gray, Black/Joy,  
Happiness

August - Purple, Lilac/Autumn

September - Orange/Creativity

October - Burgundy/Thanks

November - Gold,  
Silver/Festive

## Upcoming Events

JUNE- Kristi will be teaching us all about how to design quilt patterns with EQ8 quilt software, as well as how to prepare a quilt for a longarmer. We will also have table discussions.

JULY- Looking at health issues

AUGUST- Charity quilt patterns and work day

SEPTEMBER- Holiday stockings

## May Birthdays



Opal Galvin - 5/12


Sandy Glazer - 5/4

Sandra Natto - 5/23

# QUIP April Quilt Retreat Fun



We had so much fun while getting so much done!




Late night shenanigans, teaching race car drivers to sew!


# April Quilt Retreat Projects



# Quilt Retreat Projects Continued...



So many projects, but so little space to show them all! Quilts, bags, placemats, pillows and more! Beautiful work ladies!



# A few of our favorite things about Quilt Retreat...



**Bridget-** All of the help and advice that you get from a group of fabulously wonderful and sharing people.



**Jackie-** You get to sew all day without interruptions. Uninterrupted sewing!

**Alice-** The comradary.



**Liz-** Inspiration! We get so much inspiration from one another.



**Eutrice-** Quilting!! When you're at retreat you can sew without interruption, and when you do get interrupted, it's a voluntary interruption. I can see what people do and it gives me encouragement. Everyone is so willing to share and it's a community.



**Anne T-** So many like minded women doing their own thing and all willing to stop what they're doing and give you advice. AND I love being able to just throw my thread on the floor!



**Mary-** I get to see my friend Rose!

**Rose-** Seeing my quilting friends! It's all about the people for me for me.

**Cathy Dance -**  
All y'all!  
The people!



**Barbara-** Seeing the people. Rose moved 12 years ago, but we get to see her at the retreats and get her opinions on colors! And free opinions! Getting advice, ideas, going out to eat together, we bring snacks. I like everything.



**Robinn-** I like to see all the different kinds of projects that people work on. And you find out so many things about people, but then... what happens at retreat stays at retreat.... But you find out that some people are really good burpers!!



## Quilt Retreat Musings by Kay Walker

*Greetings from St Augustine! When Anne asked me what was my favorite thing about the April retreat, I said it was the sharing and caring among everyone. I started a list of things that were shared with me. Here goes:*

*Nancy told me about the Deb Turner Flying Geese Ruler (foolproof flying geese).*

*Bridget shared the info on her Sew EZ1 custom table for her sewing machine. Charlotte gave everyone her recipe for her delicious banana cake.*

*Iris talked about the Disappearing Hour Glass II pattern and the tutorial on Missouri Star Quilt website.*

*Julie showed her Acorn Liquid Starch which can be used as a temporary adhesive.*

*Barbara shared the Facebook page for Wandy the Maker, a young man who makes amazing clothing from quilts.*

*I could go on and on about all of the smart tips and demonstrations shared by everyone. The retreat is all about laughing, talking, eating, and sewing. Treat yourself and consider attending the next retreat in October 2026.*

*Regards, Kay*

***Mark your calendar for the next retreat on October 23-26, 2026. Make sure you let Iris know if you would like to reserve a spot. Payments can be made to Iris in person or via Zelle. We are looking forward to a wonderful weekend of quilting fun and making memories.***

**FOR SALE**

***Two wood and glass cabinets for sale. \$150 each, \$300 for both or best offer.***

***If interested, please contact Marilyn at 305-491-0330***



# April Show and Tell




*Look at all the beautiful quilts  
the QUIP ladies made!*



# More April Show and Tell



## April Meeting Fun!



# April Charity

QUILTING IN THE PINES AT WORK

## APRIL DONATIONS:

Lucy Stone - 2 teddy bears, 1 quilt,  
minky fabric

Shirley - 10 quilts

Gerri - 1 bear

Cathy D. - 4 bears

Charlotte - 1 burp cloths, 6 receiving  
blankets, 17 pillowcase kits, 6 quilts(!)

Kristy - 1 bear, 1 quilt, 1 mini-quilt

Sandy W - 2 pillowcases

Annette - 6 burp cloths

Sandra N. - 1 wheelchair quilt

Eutrice - 2 wheelchair quilts, 1 child's  
quilt

Laura - 17 Christmas quilt kits



**SOME OF THIS MONTH'S DONATIONS**



**DONATED QUILT KITS**

## SPOTLIGHT ON A CHARITY

Eutrice and Sandra visited 4Kids and donated 9 quilts! 4Kids of South Florida brings Hope, Homes and Healing to kids and families. 4Kids remains committed to redefining foster care across our region one child at a time, with the support of the faith-based community and more.

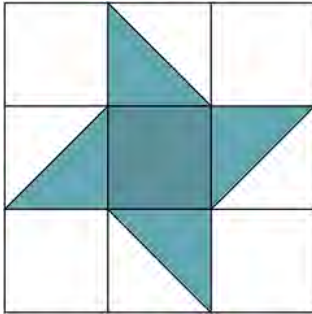
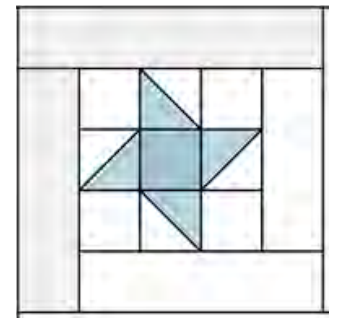


Contact Barbara at [barbaratate2001@yahoo.com](mailto:barbaratate2001@yahoo.com) for more about QUIP  
Charity donations or events!

# May 2026 Block of the Month

Finished Block is 10"

QUIP's 2026 BOM is a smaller version of A Quilter's Life Log Cabin. The version that we will be doing for our raffle is below. The completed block is 10" square. For those that would like to make the 18" block version for their own personal use (the larger version has added pieces), the directions for the outer strips/borders are available upon request. BOM color is TEAL.



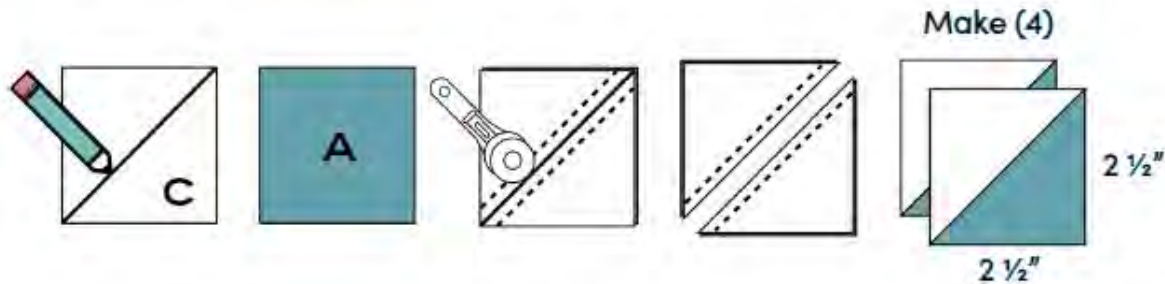
## Cutting Instructions

	6" Block (6 1/2" unfinished)
Medium (A)	(2) 3" squares
Medium (B)	(1) 2 1/2" square
Light (C)	(2) 3" squares
Light (D)	(4) 2 1/2" squares

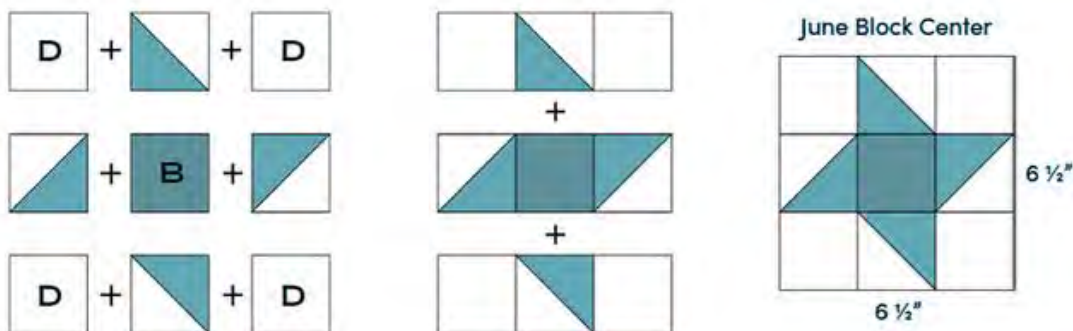
*Designer Note: Follow the block guide shown for fabric placement.*

## Piecing Instructions

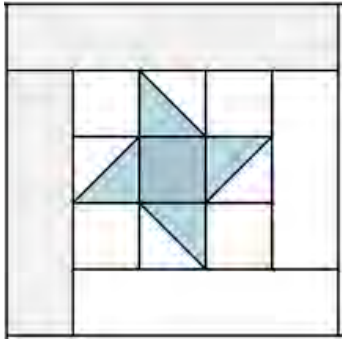
1. Draw a diagonal line on the wrong side of (2) C – squares using an erasable marker or pencil.
2. Place each C – square with (1) A – square, right sides together. There should be (2) sets of squares.
3. Sew a 1/4" away from both sides of the drawn diagonal line on each set of squares.
4. Cut along the drawn diagonal lines, making a total of (4) A/C HST Units.
5. Trim HST Units to measure 2 1/2" x 2 1/2" unfinished.



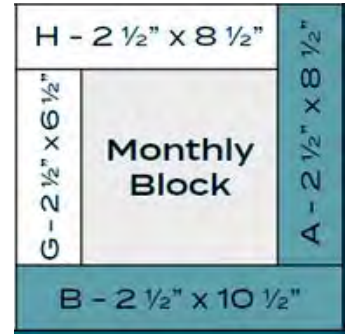
6. Arrange the HST Units with (1) B – square and (4) D – squares. Reference the labeled diagram on the next page for the placement of squares and rotation of HST Units.
7. Sew the June Block Center together, pressing seams away from the HST Units. Once complete, the June Block Center should measure 6 1/2" x 6 1/2" unfinished.



# May 2026 Block of the Month Continued



QUIP's 2026 BOM is a smaller version of A Quilters Life Log Cabin. The version that we will be doing for our raffle is included here. The completed block is 10" square. For those that would like to make the 18" block version for their own personal use (the larger version has added strip pieces), the directions for the extra outer strips/borders are available upon request.



*Cutting Instructions for Strips for Block Border*

Medium/Dark (A & B)	(1) 2 1/2" x 8 1/2" rectangle labeled as A and (1) 2 1/2" x 10 1/2" rectangle labeled as B
Light (G)	(1) 2 1/2" x 6 1/2" rectangle
Light (H)	(1) 2 1/2" x 8 1/2" rectangle

**8. Sew on remaining strips around center house block in the order shown. Completed block will be 10".**



KRISTY HILTON  
*Colorful Hair Quilting*  
LONG ARM SERVICES

✉ [kristy@colorfulhairquilting.com](mailto:kristy@colorfulhairquilting.com)  
☎ 801-427-0508  
🌐 [www.colorfulhairquilting.com](http://www.colorfulhairquilting.com)  
📍 20605 NE 9th Cir  
Miami, Florida

Rates:  
\$0.075 Economy  
\$0.02 Light Quilting  
\$0.025 Medium Quilting  
\$0.03 Dense Quilting  
Custom - Request Quote  
Minimum fee \$50.00  
Batting extra

📘 📷

SANDY GLAZER'S

**Sunshine News**

**Hi QUIP Members!**  
*I hope you are all well.*

If anyone is in need of cheering up or congratulations, please let me know.

**Sandy Glazer, (954)742-6164,  
sandywindy@aol.com**

# Monthly Minutes

**April 9th, 2026 - GUILD MEETING**

**Call to Order at 10:11 am.** - Welcome to all returning members that have not attended recently. Guests today are Linda Kelly and Meriam Duvaul. New Members - No brand-new members during April.

**Special Recognition** - Sandra received the Golden Egg. Thank you Sandra for being a great member of our guild.

**Motion to approve last month's minutes-** Motioned by Sheri and Seconded by Gerri. All approved.

**Treasurer report given by Paula** - CD has \$14,000 and has been renewed for 2 months at 3.5%.

**BOM** - Block of the month for April was yellow. Paula was the only one to make the block so we will add it to the block raffle next month. May BOM - Please make a red tulip to bring with you to the May meeting.

**Fat Quarter Raffle** - The color for the fat quarter raffle for May is teal.

**Retreat** - There are 24 people going on the retreat this month. We hope everyone has a great time.

**Newsletter-** Anne reported that she has worked out the problems with the newsletter software. If you have anything to add to the newsletter, please let her know by the 15th of the month.

**Charity Quilts** - Barbara is looking for additional nursing homes to deliver quilts to. If you know of someone in a nursing home, assisted living, dialysis center, or cancer treatment center please reach out to them and inquire if they would be interested in quilt donations. If they say yes, we will help coordinate donations.

There are labels made to add to the charity quilts. Pick them up from the charity table. Please remember that we also need masculine quilts. Lets not forget the boys and men. They deserve to be wrapped in quilts too.

**Book of Quilt Patterns** - QUIP is putting together a book of quilt patterns. Please don't take the book. Take a picture of the pages you need so the patterns are always available to everyone.

**Charity Show and Tell** - Several members brought back finished quilts and bears from last month's fabric donations. Several of us have a new appreciation for stuffed animal making. Great work on those projects ladies.

**Old/New Business** - Laura donated 17 - 3 yard Christmas quilts. Thank you for prepping those kits.

**Programs** - We will be showing our strip projects in May. If you played the games in January, you went home with batik strips. Show us what you made with those strips. It can be anything, table runner, bag, quilt, wall art, ect.

**May** - Wear your fanciest hat to the May meeting. We will be celebrating Mothers and Women! There will be a winner for the fanciest hat.

**June** - Kristy will be teaching us about EQ8 and electronic pattern making program and about how to prepare your quilt for a long armer.

**Name Tags** - We made name tags during the meeting. Everyone showed up with creativity. I can't wait to admire everyone's name tags and hopefully commit a few more names to memory.

**Raffle Winners-** Fat quarter- Anne, Paula, Kristy; 50/50 - Cathy

**Show and Tell** - We had a fantastic mix of quilts, pillow cases, burp cloths, and quilt blocks.

**Meeting adjourned 11:35.**

**Do you have something that you would like to submit to the QUIP Newsletter? Pictures from the last meeting or event? A sewing machine to sell? Please send your information to Anne Brumet at [aobrumet@gmail.com](mailto:aobrumet@gmail.com)**