

THE RAW EDGE

Quilting In The Pines Newsletter, June 2025



Message From The President

On behalf of the guild, we want to send our sincere condolences to Denise Glaser on the passing of her husband, Elena Madara on the passing of her husband and Sandy Saikley on the passing of her husband. Let's all wrap our hearts and love around our ladies and give them our support during this difficult time.

I had planned on talking about vacations and points of interest this month but decided to do that at a later date. I want to encourage all members to look around when you attend the guild meetings and find someone that you have not spoken to in a while or maybe have never spoken to. Seek that person out and start a conversation. Even though I am very busy during the meetings, I always try to speak to as many members as I can.

People are happy to talk and tell you what they have been doing, where they have been, and what projects they are working on. I also get a lot of suggestions for the guild and I take them all very seriously.

We all have so much in common that I think we forget it sometimes. The guild is a perfect way to find friendship, to find a shoulder to cry on, or just find someone who can help you with a quilt project. Reach out to our new members, make them feel welcome and you may find that you share the same interests. Let's continue to show each other how much we care about the guild and every member.



June Meeting

**Thursday, June 12th, 2025
at 9:30 a.m.**

**Trinity Lutheran Church
7150 Pines Blvd.
Pembroke Pines, FL 33024**

QUIP June Meeting

1.) Meeting and Game

2.) The manager from Tops Sewing and Vacuum Shop will demonstrate several sewing and embroidery machines.

June Workshop -

Workshop - Daisy will teach how to make wreaths, also in conjunction with West Broward Guild.

Workshops will be \$15 each, and payment is needed before you get the supply lists. Please call or email Iris with any questions at 954-839-3572 or irpi@comcast.net.

2025 Fat Quarter Colors

January - Red

February - Green

March - Yellow

April - Light blue

May - Purple

June - Turquoise

July - Orange

August - Light green

September - Pink

October - Gray

November - Gold

December - Burgundy

Upcoming Month's Programs and Workshops

July :

Program - The owner of Cynthia's Fine Fabrics will give a presentation on machine maintenance and trouble-shooting

Workshop - Charity Christmas Stocking Sit and Sew! - Bring your machine and we will provide the Christmas fabric, stocking patterns along with Christmas fabric will be provided. Members can participate by cutting out the fabric, staying after the meeting to sew the stockings or they may take several stocking kits home.

August:

Program - We will have a presentation on color theory and usage. We will have fun experimenting with different colors and color combinations.



June Birthdays

Roberta Carraway - 06/06

Kathy Ciolino - 06/13

Lisa Dietschy - 6/10

Monique Foley - 06/05

Judy Nemeth - 06/07

2025 July Block of the Month

Each month's block will be shown at the previous monthly meeting, posted online and be in the newsletter.

Each block will be made with patterned fabrics in black, white and a feature color. Next month's feature color will be the color from the previous month's fat quarter swap.

So July's BOM will be made with Turquoise (June's fat 1/4 color) as the featured color.

Please see the attached sample of July's BOM and the block sewing directions.



QUIP BOM # 6 - Gypsy Fire

Cutting Instructions

Fabric 1 - Turquoise - cut 12 -3 1/2-inch squares- for half sq. triangles

Fabric 2 - Black or black with white accents - cut 12 squares 2 1/2 inches

Fabric 3 - White - cut 12 -3 1/2-inch squares- for half sq. triangles

Piecing Instructions

Draw a diagonal line across the back of the white 3-1/2 inch square. Using the white squares and the turquoise squares - right sides together - sew down both sides of the drawn line. Cut apart on the drawn line and trim to 2 1/2 inches square. Make 24 squares.

Assemble block as shown

May Charity Donations

Donations Turned in at QUIP Meeting:

Gerri - 1 wheelchair quilt

Caren - 1 quilt

Laura - 3 quilts

Regina - 1 quilt, 2 pillowcases

Daisy - 10 pillowcases

Charlotte - 2 quilts, 18 pillowcase kits

Judy - 1 wheelchair quilt

Cathy - 3 bears, one quilt

Tamarac Community Center Donations -

April - 8 Quilts, 13 Pillow cases, and 4 stuffed Bunnies.

May - 10 Quilts, 6 Pillow cases.

Donations to Charity:

Donated to Women in Distress: 32 pillowcases, 29 quilts

Donated to Vitas Hospice: 10 teddy bears and bunny rabbits These were made by Cathy Dance.

2 patriotic honor quilts were also donated.

Vitas Hospice is interested in having somebody make dresses or shirts for the teddy bears and rabbits. Please let Barbara know if you are able to do this and she will put you in touch with Vitas.



Here are a few of the beautiful charity quilts and items that were donated last month!

We would love it if even more members helped add to our charity quilt donations! A quilt is a truly special and meaningful gift that blesses the recipient's life. Are you looking for ideas? Boy quilts, gender neutral quilts and wheelchair quilts are always in demand. The quilts do not have to be complicated and QUIP has fabrics that you can use. Contact Barbara at barbaratate2001@yahoo.com for more about QUIP Charity Events.


Wheelchair Quilt Pattern for Charity Donations

© 2014 Sunshine Linus Inc



WHEELCHAIR QUILT

The wheelchair quilts that we make at Sunshine Linus are very simple and easy to make.

The quilts measure 36" x 36" with the bottom corners cut out to make way for the wheels of the wheelchair.

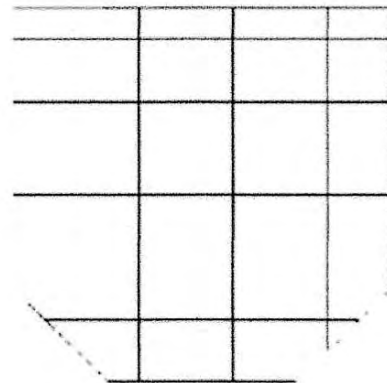


- ≈ Cut 16 x 9 $\frac{1}{2}$ " fabric squares
- ≈ Sew into four rows of four.
- ≈ Using a quilting ruler and rotary cutter, cut the two outside bottom squares diagonally.
- ≈ Quilt & Bind as desired.



An alternative pattern would be :

- ≈ Cut 144 x 3 $\frac{1}{2}$ " squares sewn into 12 rows of 12 squares.
- ≈ Cut diagonally through the bottom three squares on the two outside bottom squares.
- ≈ Quilt & Bind as desired.




Are you looking for a quick and easy project to donate to charity?
A wheelchair quilt may be the perfect choice! See the pattern above for directions and you can contact Barbara at barbaratate2001@yahoo.com with any questions about QUIP Charity Events.



Hi QUIP Members! I hope you are all well.

If anyone is in need of cheering up or congratulations, please let me know.

Sandy Glazer, (954)742-6164,
sandymindy@aol.com



QUIP Membership Dues

QUIP yearly membership dues of \$30.00 are now due. Payments can be made in cash, by check or online via Zelle.

The Zelle ID is the email address:
PinesQuilts@gmail.com

Enter the reason for the payment in the "optional" reason field so that the treasurer knows to which account it should be posted. For example: dues or raffle tickets, etc.



Do you have a story to contribute to the Newsletter? Your fellow quilters would like to hear from you! Take us on your quilting journey! We would like to include a story from a different quilter every month. Take us on your quilting journey and let us get to know you better. How and why did you start quilting? Who and what inspires you to sew? What lessons have you learned along the way? Inquiring minds want to know! If interested contact Anne Brumet at aobrumet@gmail.com

QUIP October Retreat

The Fall Quilt Retreat is scheduled for October 24-27th in Sebring, FL. A deposit is due in September, and the remaining balance is due at the October meeting.

The April retreat was a ton of fun! Don't miss out, hurry up and register the October retreat! If you have any questions, please call or email Iris Biasetti at 954-839-3572 or irpi@comcast.net.


May QUIP Meeting



QUIP Meeting Continued....



QUIP Meeting Continued...



Quip General Meeting Minutes ~ May 9th, 2025

President Kay Walker called the meeting to order. The April meeting minutes were approved as written.

Financial Report: The operating account has a balance of \$15,271.58 and the savings account has a balance of \$5,107.33. The savings account will be closed and rolled into a 10 month CD at Chase bank, along with approximately \$8,000.00 from the operating account.

Committee Reports:

Membership – The guild has 30 paid members. Membership dues need to be paid as soon as possible.

Workshops – A sit and sew is scheduled after the May meeting to make charity quilts. Charlotte Lorenzo will teach a class on the “Purple Cow” pattern after the May meeting at the West Broward Guild. A workshop on making wreaths will be held in June after the meeting at the West Broward Guild.

Retreat – The fall retreat will be held in Sebring, FL, on October 24-27, 2025. A deposit is due in September, and the remaining balance is due at the October meeting.

Programs – The May program is a game called “Name that Block”. In June the manager from Tops Sewing and Vacuum Shop will demonstrate several sewing and embroidery machines. In July, the owner of Cynthia’s Fine Fabrics will give a presentation on machine maintenance and trouble-shooting.

Charity – Ten bears were donated along with two honor quilts. Stocking patterns along with Christmas fabric will be provided at the July meeting for our “Christmas in July” effort. Members can participate by cutting out the fabric, staying after the meeting to sew the stockings or take several stocking kits home.

Block of the Month – We have now received all twelve patterns for this year’s BOM project. Cecelia McConnell from the West Broward Guild will provide the sample blocks.

Respectfully Submitted,
Judy Nemeth, Secretary