

THE RAW EDGE

Quilting In The Pines Newsletter, July 2025



Message From The President

Many of us travel all year and others travel mostly during the summer. There are many places of interest to us artists and quilters. So, whenever you travel and if you have a willing travel companion, I have found some areas all over the country where you may want to stop and explore for inspiration.

Let's start in Florida. In Chiefland, Florida, there is the Levy County Quilt Museum and The Busy Bobbin Quilt Shop. Many quilting events are scheduled in Florida in the 2025/2026 timeframe. The Quiltfest will be held in Jacksonville, Florida, from September 18-20, 2025. I have attended this show and enjoyed it very much. Other shows include Riverview/Brandon from October 10-11, 2025, Clearwater from October 24-25, Leesburg from November 14-15, Port St. Lucie from February 6-7, 2026, Punta Gorda from February 27-28, 2026, Melbourne from February 27-28, 2026 and the American Quilt Society Show in Daytona Beach from February 18-21, 2026. There are quilt and textile museums from coast to coast.

These include the New England Quilt Museum in Lowell, Maine, the National Quilt Museum in Paducah, Kentucky, the Mountain Heritage Museum in Cullowhee, North Carolina, the Quilter's Hall of Fame in Marion, Indiana,

the Shelburne Museum in Shelburne, Maine, the Iowa Quilt Museum in Winterset, Iowa, the Rocky Mountain Quilt Museum in Golden, Colorado, the Texas Quilt Museum in La Grange, Texas, and the Visions Art Museum in San Diego, California.

While this list of events and museums is not comprehensive, it gives you an idea of what is out there for you to enjoy and appreciate. So in your travels, drop by a quilt museum or local quilt shop to get your creative juices flowing.

~ Kay



July Meeting

**Thursday, July 10th, 2025
at 9:30 a.m.**

**Trinity Lutheran Church
7150 Pines Blvd.
Pembroke Pines, FL 33024**

QUIP June Meeting

Program - The owner of Cynthia's Fine Fabrics will give a presentation on machine maintenance and trouble-shooting

Workshop - Charity Christmas Stocking Sit and Sew! - Bring your machine and we will provide the Christmas fabric, stocking patterns along with Christmas fabric will be provided. Members can participate by cutting out the fabric, staying after the meeting to sew the stockings or they may take several stocking kits home.

2025 Fat Quarter Colors

January - Red

February - Green

March - Yellow

April - Light blue

May - Purple

June - Turquoise

July - Orange

August - Light green

September - Pink

October - Gray

November - Gold

December - Burgundy

Upcoming Month's Programs and Workshops

August:

Program - We will have a presentation on color theory and usage. We will have fun experimenting with different colors and color combinations.

October:

Save the date for a QUIP Group Outing! *Painting with a Twist* - Friday, October 17th, from 6-8 p.m. - The cost is \$40 per person. Non QUIP members are welcome to join in the fun! More information to follow.



June Birthdays

Maria Dragos - 7/16

Marilyn Ehren - 7/19

Denise Glaser - 7/18

Shirley Moore - 7/11

Linda Nastro - 7/26

Annette O'Connor - 7/02

Sandy Saikley - 7/20

Kathryn (Kitty) Tarquinio - 7/05

Sandy Webster - 7/29

2025 July Block of the Month

Each month's block will be shown at the previous monthly meeting, posted online and be in the newsletter.

Each block will be made with patterned fabrics in black, white and a feature color. Next month's feature color will be the color from the previous month's fat quarter swap.

So July's BOM will be made with Turquoise(June's fat 1/4 color) as the featured color.

Please see the attached sample of July's BOM and the block sewing directions.



QUIP BOM # 6 - Gypsy Fire

Cutting Instructions

Fabric 1 - Turquoise - cut 12 -3 1/2-inch squares- for half sq. triangles

Fabric 2 - Black or black with white accents - cut 12 squares 2 1/2 inches

Fabric 3 - White - cut 12 -3 1/2-inch squares- for half sq. triangles

Piecing Instructions

Draw a diagonal line across the back of the white 3-1/2 inch square. Using the white squares and the turquoise squares - right sides together - sew down both sides of the drawn line. Cut apart on the drawn line and trim to 2 1/2 inches square. Make 24 squares.

Assemble block as shown

June Charity Donations

Judy Nemeth – 1 quilt top

Tamarac Community Center – 3 pillowcases and 6 quilts

Shirley Moore – 5 quilts

Cathy Dance – 3 Bears, 1 quilt, 5 pillowcases

Daisy Lefebure – 1 quilt

Gerri Tredway – 1 wheelchair quilt, 2 children's quilts, 1 pillow case

Sylvia Stevens – 1 quilt, 3 teddy bears, 1 walker tote bag

Anette O'Connor - 2 pillowcases, 1 quilt

Regina Huffman– 3 pillow cases

Vitas Hospice is interested in having somebody make dresses or shirts for the teddy bears and rabbits. Please let Barbara know if you are able to do this and she will put you in touch with Vitas.

We would love it if even more members helped add to our charity quilt donations! A quilt is a truly special and meaningful gift that blesses the recipient's life. Are you looking for ideas? Boy quilts, gender neutral quilts and wheelchair quilts are always in demand. The quilts do not have to be complicated and QUIP has fabrics that you can use. Contact Barbara at barbaratate2001@yahoo.com for more about QUIP Charity Events.

Quilting Resource Website

Have you checked out www.floridaquiltnetwork.com?

The Florida Quilt Network, the most comprehensive listing of all that is good about Quilting in the Sunshine State!

Run by Mary-Jeanine Ibarguen, the site boasts amazing resources for Florida quilters. Featuring a newsletter, a list of shops, guilds, long arm quilters as well as classes, lectures, and recipes.

Find out what other quilters nearby are up to, events near you and even get fun quilting road trip ideas.


Wheelchair Quilt Pattern for Charity Donations

© 2014 Sunshine Linus Inc



WHEELCHAIR QUILT

The wheelchair quilts that we make at Sunshine Linus are very simple and easy to make.

The quilts measure 36" x 36" with the bottom corners cut out to make way for the wheels of the wheelchair.

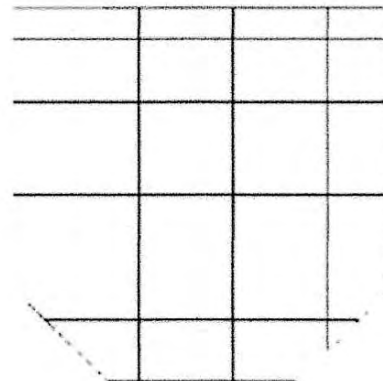


- ≈ Cut 16 x 9 $\frac{1}{2}$ " fabric squares
- ≈ Sew into four rows of four.
- ≈ Using a quilting ruler and rotary cutter, cut the two outside bottom squares diagonally.
- ≈ Quilt & Bind as desired.



An alternative pattern would be :

- ≈ Cut 144 x 3 $\frac{1}{2}$ " squares sewn into 12 rows of 12 squares.
- ≈ Cut diagonally through the bottom three squares on the two outside bottom squares.
- ≈ Quilt & Bind as desired.



Are you looking for a quick and easy project to donate to charity?
A wheelchair quilt may be the perfect choice! See the pattern above for directions and you can contact Barbara at barbaratate2001@yahoo.com with any questions about QUIP Charity Events.

June QUIP Meeting



Thank You TOPS!!



THANK YOU



QUIP would like to extend a huge thank you to Tops Sewing and Vacuum Shop from all of our members!

Thank you for demonstrating your sewing and embroidery machines for us and for blessing our members with amazing prizes! We are truly grateful!



Did you know that our very own Denise Glaser has a long arm quilting business?

Denise has been a quilter for over 30 years and is an expert on all things quilt related. She is the perfect person to help you transform you quilt top into a finished work of art.

Call 954-471-0190 or email - deniseglaser@gmail.com to schedule an appointment. www.longarmbydenise.com

June QUIP Show and Tell






Hi QUIP Members! I hope you are all well.

If anyone is in need of cheering up or congratulations, please let me know.

Sandy Glazer, (954)742-6164,
sandymindy@aol.com



QUIP Membership Dues

QUIP yearly membership dues of \$30.00 are now due. Payments can be made in cash, by check or online via Zelle.

The Zelle ID is the email address:
PinesQuilts@gmail.com

Enter the reason for the payment in the "optional" reason field so that the treasurer knows to which account it should be posted. For example: dues or raffle tickets, etc.



**HELP
NEEDED**



Do you have a story to contribute to the Newsletter? Your fellow quilters would like to hear from you! Take us on your quilting journey! We would like to include a story from a different quilter every month. Take us on your quilting journey and let us get to know you better. How and why did you start quilting? Who and what inspires you to sew? What lessons have you learned along the way? Inquiring minds want to know! If interested contact Anne Brumet at aobrumet@gmail.com

QUIP October Retreat

The Fall Quilt Retreat is scheduled for October 24-27th in Sebring, FL. A deposit is due in September, and the remaining balance is due at the October meeting.

The April retreat was a ton of fun! Don't miss out, hurry up and register the October retreat! If you have any questions, please call or email Iris Biasetti at 954-839-3572 or irpi@comcast.net.

Quip General Meeting Minutes ~ June 12th, 2025

President Kay Walker called the meeting to order.

Cathy Dance was recognized as the special member for the month of June.

Birthdays – Monique Foley 6/05, Roberta Carraway 6/06, Judy Nemeth 6/07, Lisa Dietschy 6/10, Kathy Ciolino 6/13.

The May meeting minutes were approved as written.

Treasurer's Report – The operating account has a balance of \$5,127.48. The savings account was closed at Chase Bank and a 10 month Certificate of Deposit in the amount of \$14,000 was purchased from the proceeds plus funds from the operating account. Kay Walker and Denise Glaser handled this transaction at the Chase Bank.

Committee Reports

Membership – The guild has 42 paid members. There was one guest, Terry Rocha Brownhill. She will join the guild at the July meeting.

Programs – Ricardo Gomez from TOPS Sewing and Vacuum Store will demonstrate several sewing and embroidery machines. A presentation on troubleshooting and machine maintenance will be given by staff from Cynthia's Fine Fabrics in July. Color theory will be discussed at the August meeting.

Workshops/Retreats – Starting in July the guild will begin making Christmas/Hanukkah stockings and gift bags. There will be a sit and sew after the July meeting for those who want to stay and cut out stockings or sew the stockings. The fall retreat is scheduled for Oct 24-27, in Sebring, FL.

Charity – No report

Newsletter – No report

Old Business – None

New Business – A committee has been established to select a member for special recognition each month. Eutrice White-Marin and Daisy Lefebure volunteered for this. The third member will be the person recognized for the current month.

St Paul's Lutheran Church, Weston, FL., will be hosting a quilt show on January 31, 2026. All guilds in Broward County are invited to participate. You may show any quilt that you have. There will be no competition or judging. The church will display a quilt to raffle. Proceeds will go to the Pantry of Broward County, the church's charity. Each guild will be given a table to sell quilting/sewing items. All proceeds will go to the individual who made the items. The only exception is no large quilts. More information to come.

The guild will donate \$100.00 to appropriate organizations in memory of the passing of the husbands of Denise Glaser, Sandy Saikley, and Elena Madara.

Respectfully Submitted,
Judy Nemeth, Secretary



Quilts Call for Entry

QuiltFest Jacksonville invites you to enter your quilts for exhibition at our upcoming annual show on September 18-20, 2025.

The show displays over 400 quilts across 13 different categories and awards monetary prizes to first, second and third places in each category, as well as Honorable Mention and Judge's Recognition ribbons.

The call for entry closes on July 25th, 2025.

Please find all information and enter at

quiltfestjax.com .

We look forward to seeing your quilts!