

JUNE 2026

THE RAW EDGE

QUILTING IN THE PINES NEWSLETTER



Message from the President

Legacy: How We Inspired or Affected Others in Life.

What a beautiful reminder that the stitches we leave behind are often far greater than the quilts themselves. As quilters, we pour pieces of our hearts into every block, every pattern, and every lesson we share with others. Recently, we received a donation from a gentleman who had passed away, a talented hand quilter whose legacy continues to live on through his work, writings, and teachings. As I carefully went through his quilting materials, I discovered handwritten notes, lessons, and stories that revealed so much about the man he was. He had been a Dade County principal who dedicated part of his life to teaching students about the Underground Railroad and the brave souls who risked everything to help others find freedom. Through his quilting lessons, he taught how certain quilt blocks carried meaning and messages believed to guide escaping slaves along their journey. Every pattern told a story. Every stitch carried purpose.

Though this gentleman is no longer with us, his voice still speaks through the knowledge he left behind. His compassion, wisdom, and love for teaching continues to inspire others he never even met. Reading his materials reminded me that quilting is more than fabric and thread. It is history. It is storytelling. It is love passed from one generation to another.

The brave people connected to the Underground Railroad each left behind a rich legacy of courage, sacrifice, and hope. In much the same way, each of us will one day leave something behind for others to remember.

As quilting women, we have a unique gift. We create with our hands, but we also touch lives with our kindness, encouragement, creativity, and traditions.

I encourage you to enrich your legacy in the little things: write notes inside your quilts, share your stories, teach someone a skill, love others well, and continue creating through the beautiful art of quilting. One day, someone may hold one of your quilts in their hands and feel the warmth not only of the fabric, but of the life and love stitched into it.

You are important. Your story matters. And what a precious gift it is to leave behind a legacy that can comfort, inspire, and guide others for generations to come. ~ Paula Wilson



June Meeting

**Thursday, June 11th, 2026 at
10:00 a.m.**

**Trinity Lutheran Church
7150 Pines Blvd. Pembroke
Pines, FL**

QUIP Upcoming Events

June Meeting

PROGRAM- The June workshop will be led by Kristy Helton who will talk about prepping your quilt for longarming and using the computer software EQ8. Electric Quilt 8 is used to design quilts and quilt blocks. We will also be having table discussions.

June Snack Volunteers

Wendy and Sandy G.

2026 Fat $\frac{1}{4}$ Colors

This year our Fat Quarter Raffle will have both a color AND a theme! Use one or both categories for your fat quarters.

January - Red/Love

February - Green/Spring

March - Yellow/Kindness

April - Red, Pink/Moms

May - Teal/Summer

June - Red, Blue/America

July - Gray, Black/Joy,
Happiness

August - Purple, Lilac/Autumn

September - Orange/Creativity

October - Burgundy/Thanks

November - Gold,
Silver/Festive

Upcoming Events

JUNE - 1.) Board Meeting June 3rd via Zoom. 2.) Workshop to prepare children's kits on Thursday, June 4th at the church.

3.) Monthly Meeting - see information above.

JULY- We will be looking at health issues.


AUGUST- We will be working with charity quilt patterns and have a charity quilt workday.

SEPTEMBER- We will be learning about a new pattern to make attractive holiday stockings for personal use or for charity.


June Birthdays

Kristy Helton June 8
Rose Parsons June 10

May Show and Tell



May Show and Tell Continued



So many retreat and charity projects were shown this month! Great work ladies!



May Meeting Fun!





Strip Challenge Projects



Participants in the strip challenge were all awarded a ribbon and a quilting bag charm tag as a prize.



The strip challenges were all so beautiful and creative!



May Charity

QUILTING IN THE PINES AT WORK

MAY DONATIONS:

Shirley and Tamarac Community
Center - 7 quilts
Opal - 3 pillowcases
Annette - 5 burp cloths
Laura - 1 quilt
Charlotte - 2 quilts
Gerri - 1 wheelchair quilt, 2
pillowcases
Cathy Dance- 4 teddy bears, 1 quilt
Kristy Helston - 3 quilts
Sheri - 1 quilt
Sandy S. - 5 pillowcases

DONATED TO FOSTERING UNITY:

14 quilts
10 pillowcases
12 burp coths
2 wheelchair quilts
2 boxes of diapers



SOME OF THIS MONTH'S DONATIONS

Contact Barbara at barbaratate2001@yahoo.com for more about QUIP
Charity donations or events!



Charity Quilt Donations

What We Would Like:

All donated quilts should be complete and fully quilted. The guild has kits and fabric available for making a variety of different charity quilts, as well as batting.

All supplies for making charity quilts, must be signed out at the time that they are taken.

Sizes Needed:

A crib size mattress is 28"X52. A crib quilt can be from 36"-40" wide to about 60" long. Quilts can be made for a boy, girl or in neutrals. Less boy quilts are donated, so they are always appreciated.

A lap quilt is 36" wide, to 45" or 48" long. Lots of people in nursing homes are men and many are veterans. Many in long-term facilities are rarely visited. These gifts are special to them.

Wheelchair quilt flyers with dimensions and patterns are available at the monthly meetings.

A good size for a fidget quilt is standard placemat size, longer than it is wide - about 14' x 18'. Everything on a fidget quilt should be firmly attached and 100 percent washable.

What to do With Your Charity Quilt:

These quilts are gifts and go out with the quilt label on them. They should be of the same quality as a quilt that you would give to a member of your family. (This does not mean that you can't make a scrappy quilt. It does mean that we should be proud to donate them.)

Some of the Places that We donate Our Quilts:

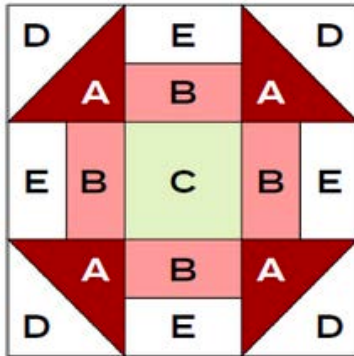

Memorial Memory Care, Kids in Distress, Women in Distress, 4Kids of South Florida, Springtree Rehab and Nursing, Broward General Hospital, ChildNet, Fostering Unity, and many more.

Mark your calendar for the next retreat on October 23-26, 2026. Payments can be made to Iris in person or via Zelle. We are looking forward to a wonderful weekend of quilting fun and making memories.

July 2026 Block of the Month

Finished Block is 10"

QUIP's 2026 BOM is a smaller version of A Quilter's Life Log Cabin. The version that we will be doing for our raffle is below. The completed block is 10" square. For those that would like to make the 18" block version for their own personal use (the larger version has added pieces), the directions for the outer strips/borders are available upon request. BOM color is red, blue/America.



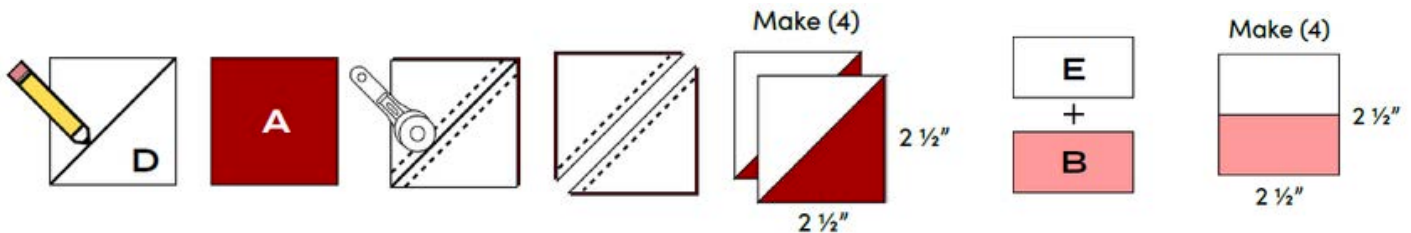
Cutting Instructions

6" Block (6 1/2" unfinished)	
Medium/Dark (A)	(2) 3" squares
Medium (B)	(4) 1 1/2" x 2 1/2" rectangles
Light (C)	(1) 2 1/2" square
Light (D)	(2) 3" squares
Light (E)	(4) 1 1/2" x 2 1/2" rectangles

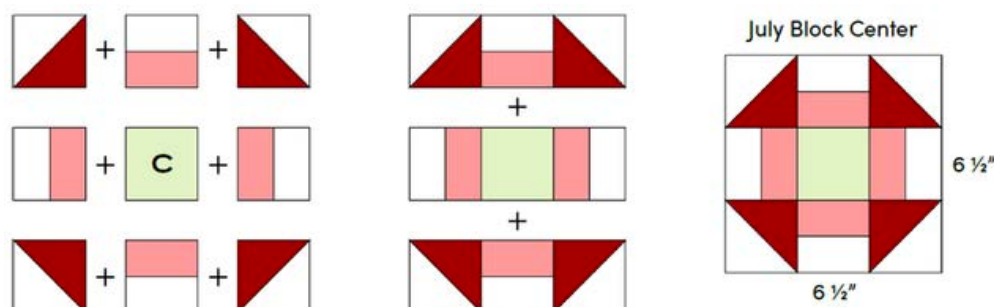
Designer Note: Follow the block guide shown for fabric placement.

Piecing Instructions:


1. Draw a diagonal line on the wrong side of (2) D – squares using an erasable marker or pencil.
2. Place each D – square with (1) A – square, right sides together. There should be (2) sets of squares.
3. Sew a 1/4" away from both sides of the drawn diagonal line on each set of squares.
4. Cut along the drawn diagonal lines, making a total of (4) A/D HST Units.
5. Trim HST Units to measure 2 1/2" x 2 1/2" unfinished.



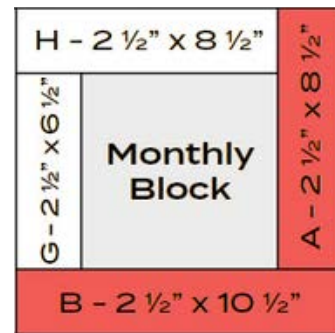
6. Sew (1) B – rectangle to (1) E – rectangle lengthwise to make (1) rectangle Unit measuring 2 1/2" x 2 1/2" unfinished.
7. Repeat to make a total of (4) identical Rectangle Units.
8. Arrange the HST Units and Rectangle Units with (1) C – square. Reference the labeled diagram for the placement of the C – square and rotation of HST and Rectangle Units.
9. Sew the July Block Center together, pressing seams toward rectangle Units. Once complete, the July Block Center should measure 6 1/2" x 6 1/2" unfinished.



July 2026 Block of the Month Continued



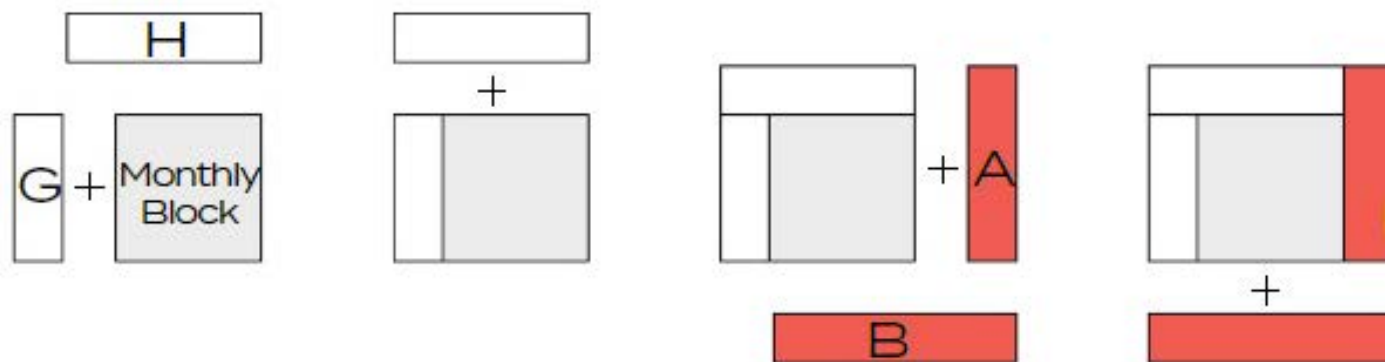
QUIP's 2026 BOM is a smaller version of A Quilters Life Log Cabin. The version that we will be doing for our raffle is included here. The completed block is 10" square. For those that would like to make the 18" block version for their own personal use (the larger version has added strip pieces), the directions for the extra outer strips/borders are available upon request.



Cutting Instructions for Strips for Block Border

Medium/Dark (A & B)	(1) 2 1/2" x 8 1/2" rectangle labeled as A and (1) 2 1/2" x 10 1/2" rectangle labeled as B
Light (G)	(1) 2 1/2" x 6 1/2" rectangle
Light (H)	(1) 2 1/2" x 8 1/2" rectangle

10. Sew on remaining strips around center house block in the order shown. Completed block will be 10".



KRISTY HILTON
Colorful Hair Quilting
LONG ARM SERVICES



 kristy@colorfulhairquilting.com
 801-427-0308
 www.colorfulhairquilting.com
 20605 NE 9th Ct
 Miami, Florida
 

Rates:
 \$0.0175 Economy
 \$0.02 Light Quilting
 \$0.025 Medium Quilting
 \$0.03 Dense Quilting
 Custom - Request Quote
 Minimum fee \$50.00
 Batting extra.

SANDY GLAZER'S



Hi QUIP Members!
I hope you are all well.

If anyone is in need of cheering up or congratulations, please let me know.

**Sandy Glazer, (954)742-6164,
 sandymindy@aol.com**

Monthly Minutes

QUIP Guild Minutes May 14, 2026

Meeting called to order at 10:10 am.

Guests: Betty's daughter Chevron, who also brought the lovely desserts.

Birthdays for May: Opal, Sandy, Sandra. Bridgette was gone last month for her birthday.

Golden Egg: The Golden Egg was given to Wendy. Thank you for being a great member of the guild.

Thank You: Thank you to Charlotte and Cathy for helping set up.

Treasurer Report: End of April balance is \$2817.95 in Checking and \$14,000 plus interest in the CD. The interest will be moved to the checking account the end of May when the CD is renegotiated. The CD will be renegotiated for the highest interest rate. If anyone would like to see the transactions, please contact Sylvia or look at the reports presented today.

Discount Table: Funds raised will be used to purchase blenders for our quilt kits.

New Members: 6 new members join the guild so far this year. Our guild has 43 members. If anyone is interested in making a member directory, please let Paula know.

Workshops and Retreats: Iris is looking for someone to take over the workshops for guild meetings. She has been doing it for 21 years and would like to pass the baton to someone else. Please see a board member if you are interested in either taking this position or teaching a workshop.

The next retreat is scheduled for Oct 23-26. The retreat cost will be raising \$10 to keep up with costs. The spring retreat will be held in May. The exact date is yet to be determined. Possibly May 21-24. As soon as the dates have been confirmed, we will let you know.

Newsletter: If you have anything to add please give it to Anne at aobrumet@gmail.com by the 15th of the month.

Charity: If you need a pattern or have a pattern that you would like to share, please see Sheri. She is collecting patterns in a book for us to use. Please take a picture of the pattern, don't take the pattern out of the book.

There is a blue notebook to sign out charity materials and a different notebook to sign in completed items. Please be sure to sign out and in your items.

We made a huge donation to a nursing home in Plantation last month. We also donated to Jay's Closet. Jay's closet is always in need of household donations.

If you know of an organization that would like donations, please let Barbara know. We would like to donate to smaller organizations that are in need. We will be looking into donating to kids that age out of foster care. Charity show and tell was impressive. Way to go ladies!

Announcements: The AIDS Memorial Quilt will be on display at the Scott Galvin Community Center in North Miami.

Paula is working on setting a date for an embroidery class that will be held at her house. Please let her know if you are interested.

Our condolences go out to Jan Ross who lost her husband.

Sylvia, Tonya, and Cathy Dance were the winners of the fancy hat contest. We love the participation!

50/50: \$70 was collected, Cathy won \$35. If you would like to participate tickets are 1 for \$1 or 6 for \$5. Tickets can be purchased before the meeting.

Fat Quarter Raffle: Gerri, Butrice, Iris, and Kristy won the fat quarter raffle. If you would like a chance to win, bring a red/blue/patriotic fat quarter to the guild meeting in June.

Block of the Month: Paula won the block of the month raffle. Bring your completed block in if you would like to participate in this raffle.

Don't forget to return your nametag to the bin before you leave each meeting.

Please know that every person in our guild is special! Thank you for coming to our meeting.

Meeting adjourned at 12:12.

Minutes are Respectfully Submitted by Kristy Helton Secretary