

February Block of the month

This block is constructed of half square triangles and 1 - 4.5 inch square in the middle.

To make 8 half square triangle blocks at one time cut a 10 inch square of the dark fabric and a 10 inch square of the light fabric.

Place the 2 squares right sides together and mark two diagonal line from each corner. Sew on either side of the lines. Then cut apart as shown in Fig. 4.

FIG. 1




FIG. 2

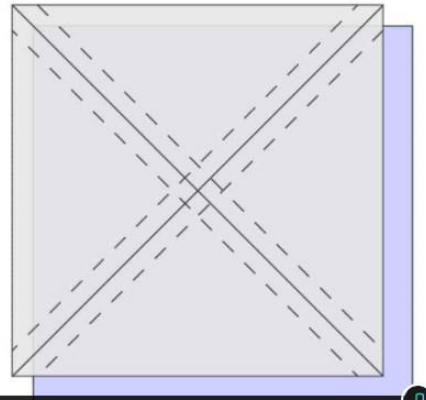


FIG. 3

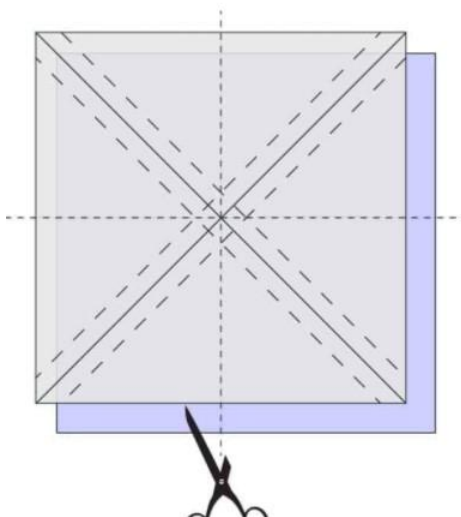
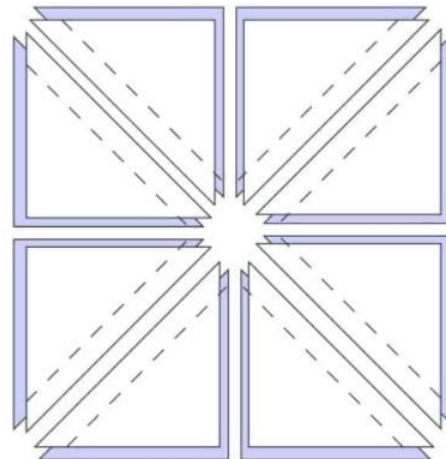


FIG. 4



Press open. Trim each block to 4 ½ inch square.

Four of the blocks are done. For the other four see the instructions on the website

<https://www.ilovetomakequilts.com/2021/10/-block-1-fall-frolic.html>