


- Fabric #1 Green- Cut (2) 5 1/8" squares  
*white*
  - Fabric #2 Purple- Cut (4) 4 1/2" x 4 3/4" rectangles\*  
*white*
  - ⊙ Fabric #3 Brown- Cut (2) 5 1/8" squares  
*white + Black*
- \*It's easy to mix up which side is longest on this rectangle!

# The Storyteller


Old Janos, the Storyteller, was way past the years of capturing the wild horse and riding with the wind. He still communed with the wild creatures and could carve a likeness that gradually revealed the spirit of the animal as his knife whittled the wood.

A frightening bear or a wild fox would set him to spinning a tale that would stop the sun-browned children in their play. Devilment forgotten, they would approach old Janos with eyes wide as he brought the carvings to life with his story of adventure, of when he was a young man and surprised the bear, or competed with the fox.

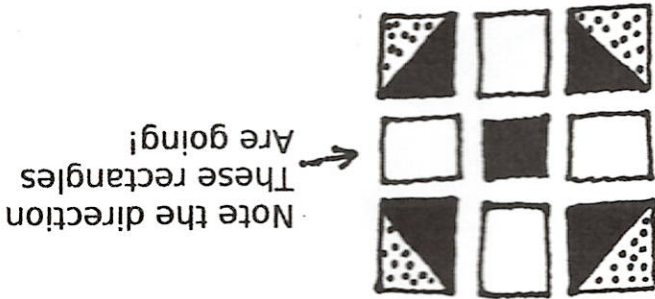
His magical memories and narrow escapes from danger were told and retold. The Gypsy Quilter, still young, remembered old Janos and his youthful days as she pieced her block . . .



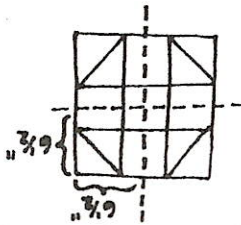
Block Two  
Gypsy Quilter  
© Quiltin' Cousins 2008

A) Pair up the large green squares with the brown squares, RST. Draw a line down the diagonal and sew  $\frac{1}{4}$ " away both sides of the line. Cut apart on line and press open. You should have 4 half-square triangles. 

B) Arrange all your pieces in a 9-patch formation as indicated:



C) Sew together and press. Now you are going to cut this block into 4 equal quarters. It should measure 13" square at this point, so cut it at the  $6\frac{1}{2}$ " mark (both ways).



D) Take the upper right and lower left quadrants and turn them around so that the little squares are on the outside corners. Now sew them together and press.

