

THE RAW EDGE

QUILTING IN THE PINES NEWSLETTER



Message from the President

As we begin a new year of membership at QUIP, the vision is: that at its heart, it is far more than just a club for sewing enthusiasts, but a vibrant group where creativity and community interlace.

QUIP acts as a “common thread”; for people from all walks of life. Whether you are a traditional hand-quilter, machine quilter, machine embroider, or a modern long-arm artist, QUIP fosters a sense of belonging. Every skill level, from “I just bought my first rotary cutter”; to “I’ve won ribbons at a Quilt Show”; feels equally valued. Whether it’s a community outreach project or a massive charity quilt drive, QUIP works toward a goal bigger than one’s own stash.

Quilting is an evolving art form. QUIP ensures its members to never stop growing. New ideas are shared, different individuals share their knowledge and skills, as well as workshops being offered. Show and Tell is a heartbeat of QUIP.

It’s not just about showing off; it’s about inspiring others and saying, “Here is how I solved that tricky border issue...”

Life happens, and sometimes the “seam ripper” of reality gets busy. QUIP provides a safety net. There is always someone willing to help you figure out why your blocks are coming out wonky or helping when you can’t put blocks together. But more than that, in times of loss or celebration, QUIP is there with “comfort quilts” and open arms. Everyone is important and valuable in QUIP.

Finally, QUIP strives to have Energy, Fun and Laughter. If it feels like a chore, it’s not QUIP’s vision and it becomes a job. QUIP strives to keep the energy light and the humor sharp. QUIP even sponsors retreats where.....happens. (What happens at quilt retreat stays at quilt retreat!!). At the retreats members have so much fun laughing, eating, sharing stories, and working on projects together.

In QUIP, you don’t just improve your quarter-inch seam; you expand your world. You find a group of people who understand why you’d spend 40 hours cutting fabric into tiny pieces just to sew them back together again. As we embark on this new membership year, expect excitement with new projects and lifelong friendships.

~ Paula Wilson



April Monthly Meeting

**Thursday, April 9, 2026
at 10:00 a.m.**

**Trinity Lutheran Church
7150 Pines Blvd.**

Pembroke Pines, FL 33024

QUIP Upcoming Events

April Meeting

PROGRAM- QUIP members will be making our guild name tags together. You're not going to want to miss this fun activity. Let's get crafty and have fun creating together!

April Snack Volunteers

Sherri P. and Eutrice

2026 Fat $\frac{1}{4}$ Colors

This year our Fat Quarter Raffle will have both a color AND a theme! Use one or both categories for your fat quarters.

January - Red/Love

February - Green/Spring

March - Yellow/Kindness

April - Red, Pink/Moms

May - Teal/Summer

June - Red, Blue/America

July - Gray, Black/Joy,
Happiness

August - Purple, Lilac/Autumn

September - Orange/Creativity

October - Burgundy/Thanks

November - Gold,
Silver/Festive

Upcoming Events

MAY- We will be having a Mother's Day tea and fancy spring hat competition! You're not going to want to miss out on this month's program..... Shhhhh... It's a surprise! We will also be presenting our strip projects.

JUNE- Kristi will be teaching us all about how to design quilt patterns with quilt software, and how to prepare a quilt for a longarmer. We will also have table discussions.



April Birthdays

Barbara Tate 4/4
Sheri Passwater 4/18

QUIP YEARLY MEMBERSHIP PAST DUE

QUIP memberships expired at the end of February!
The annual membership fee is \$30 and was due at the March meeting.
If you do not renew your membership, you will stop receiving the newsletter after this month. Payments can be made in person or via Zelle.
The Zelle ID is our email address: PinesQuilts@gmail.com
IMPORTANT: Be sure to enter the reason for your payment in the "optional" field when you make your payment!

QUIP April Quilt Retreat

The April retreat is full! Full payment was due at the March QUIP Meeting. Payments can be made to Iris in person or via Zelle. We are looking forward to a wonderful weekend of quilting fun!

NEW! - QUIP Pattern Library Binder



Did you hear the news? QUIP is compiling a pattern library for our members to use! The pattern binder will be available to all members during the monthly meetings.

Would you like to contribute to the library? Please bring a copy of your pattern to leave in the binder.

Do not remove any patterns! We ask that people take pictures only, so the patterns remain in the binder for everyone to use.


March Show and Tell



March Show and Tell Continued....



March Meeting Fun!



March Charity

QUILTING IN THE PINES AT WORK

MARCH DONATIONS:

Regina - 2 pillowcases
Annette - 8 burp cloths
Cathy D - 1 quilt, 1 wheelchair quilt
Shirley M and the Tamarac Comm.
Center- 6 quilts
Sandy W - Wheelchair quilt
Eutrice - 2 quilts

QUIP members made a ton of charity quilt kits and bears together at the March meeting! Great job ladies!

Members were so inspired by matching and cutting all the fabrics, that 19 quilt kits were taken home to be completed and over a half dozen bear kits! Another 19 quilt kits were put into the closet for future use, along with supplies for over a dozen bears.

If you would like to complete a quilt kit or make a bear for charity, make sure to visit the QUIP closet and pick one out. Don't forget to put your name on the sign out sheet!



CHARITY BEARS



CHARITY QUILT KITS



SPOTLIGHT ON A CHARITY

QUIP is honored to provide Vitas with some of our donated items. Vitas is the nation's largest single-source provider of end-of-life care. Every day more than 12,000 professionals provide care to more than 22,000 patients in 15 states and the District of Columbia.

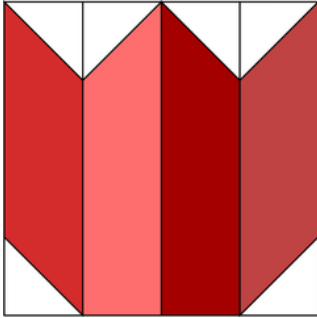
They have been operating for 47 years, and provide care in inpatients hospice units as well as patients' homes, hospitals, nursing homes, and assisted living communities for older adults.

Contact Barbara at barbaratate2001@yahoo.com for more about QUIP Charity donations or events!

May 2026 Block of the Month

Finished Block is 10"

QUIP's 2026 BOM is a smaller version of A Quilters Life Log Cabin. The version that we will be doing for our raffle is below. The completed block is 10" square. For those that would like to make the 18" block version for their own personal use (the larger version has added pieces), the directions for the outer strips/borders are available upon request.



Cutting Instructions

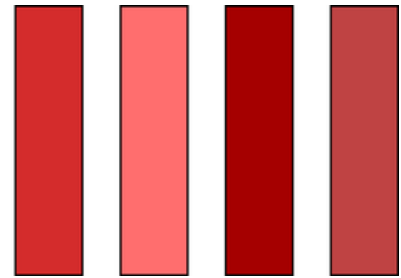
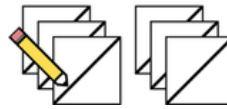
6" Block (6 1/2" unfinished)	
Medium/Dark (A)	(4) 2" x 6 1/2" rectangles from assorted prints
Light (B)	(6) 2" squares

Designer Note: Follow the block guide shown for fabric placement. Units are labeled A-E.

Piecing Instructions

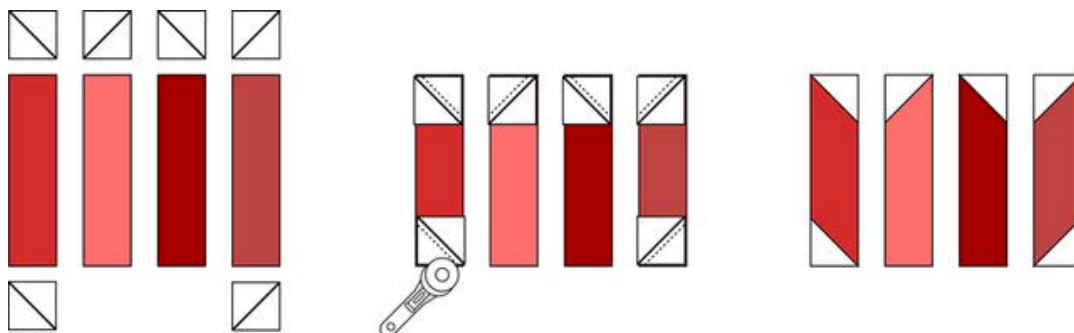
1. Draw a diagonal line on the wrong side of (6) B – squares using an erasable marker or pencil.

2. Arrange the assorted A – rectangles vertically in a row.

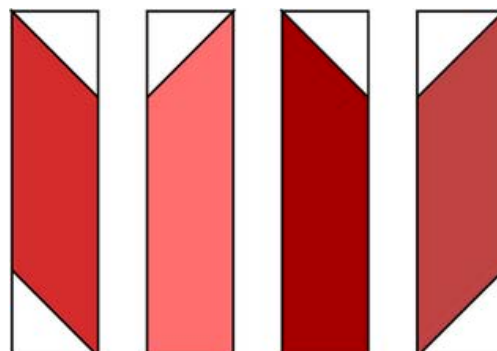


3. Place the B – squares prepared in Step 1 with the assorted A – rectangles, right sides together. Reference the diagram for the rotation of each B – square and the orientation of each drawn diagonal line.

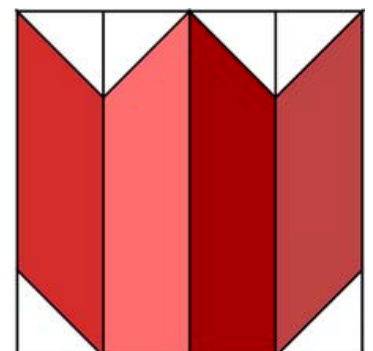
4. Sew along the drawn diagonal lines. Trim the excess corner fabric to a 1/4" and press toward the corners.



5. Place the A – rectangles with stitch and flip corners back into a row and sew together. Press seams flat.



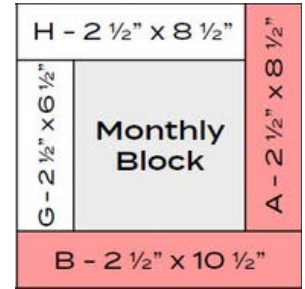
Once complete, the May Block Center should measure 6 1/2" x 6 1/2", unfinished.



May 2026 Block of the Month Continued



QUIP's 2026 BOM is a smaller version of A Quilters Life Log Cabin. The version that we will be doing for our raffle is included here. The completed block is 10" square. For those that would like to make the 18" block version for their own personal use (the larger version has added strip pieces), the directions for the extra outer strips/borders are available upon request.



Cutting Instructions for Strips for Block Border

Medium/Dark (A & B)	(1) 2 1/2" x 8 1/2" rectangle labeled as A and (1) 2 1/2" x 10 1/2" rectangle labeled as B
Light (G)	(1) 2 1/2" x 6 1/2" rectangle
Light (H)	(1) 2 1/2" x 8 1/2" rectangle

6. Sew on remaining strips around center house block in the order shown. Completed block will be 10".



KRISTY HILTON

Colorful Hair Quilting

LONG ARM SERVICES

kristy@colorfulhairquilting.com

801-427-0308

www.colorfulhairquilting.com

20605 NE 9th Ct
Miami, Florida

Rates:

\$0.0175 Economy

\$0.02 Light Quilting

\$0.025 Medium Quilting

\$0.03 Dense Quilting

Custom - Request Quote

Minimum fee \$50.00

Batting extra.

SANDY GLAZER'S

Sunshine News

Hi QUIP Members!
I hope you are all well.

If anyone is in need of cheerinup or congratulations, please please let me know.

**Sandy Glazer, (954)742-6164,
sandymindy@aol.com**

Monthly Minutes

March 12, 2026 - Guild MEETING

Call to Order at 10 am. Greet members.

Birthdays - Bridget - 3/1, Regina - 3/11, Jan - 3/17

Special Recognitions: Golden Egg - Anne

Motion to approve the prior minutes - Annette, 2nd by Sherrie

Position of Treasurer and Secretary: Sylvia is Treasurer and Kristy was voted in as Secretary

Treasurer's Report - Given by Paula - Operating Checking account \$6560.07, CD 14,000. Dues should be paid to Cathy. There was a list of payments on the wall. If you have not paid, you will no longer receive the newsletter.

BOM & Fat Quarter: Block of the month for APRIL is yellow in color and the instructions will be in the newsletter. Next month Fat Quarter color for the raffle is Pink/Red/Mother's Day.

Workshop and Retreat - Iris - Retreat is full. Everyone is excited to go. We still need teachers for classes for our guild. Paula if you have a recommendation. There was a Bear making sit and sew after the meeting.

Newsletter - From Anne - Please have your newsletter announcements to Anne by the 15th of the month.

Charity - From Barbara - There is a Charity Library binder with ideas for three-yard quilts and various patterns. Please take a picture of the patterns and leave them in the book for others to use.

Charity Show and Tell - 2 wheelchair quilts and 4 lap quilts were donated.

Old /New Business -

- There is now an Announcement Bucket. If you would like to make an announcement to the group, add your name to the bucket before the meeting starts. Call Sandy if you would like the Guild to reach out to someone in need with a phone call.
- The Church is hosting an open house on Saturday March 28 from 12-4.
- There is a block party to make NICU blankets next Saturday March 21 from 9:30-12:30.
- Lakeland Expo is March 19-21. Paula has two tickets if you are going.

Upcoming Programs for the Meetings:

April: Making Name Tags - You can bring extras to make your name tag sparkle.

May: Strip Challenge is due. This can be anything that uses the strips. Also, in May we will have a Bonnet contest. Wear your Easter bonnet or any other cute hat.

Break - Thanks to Regina and Gerri for the snacks.

This Month's Program - Make Charity Quilt Kits - Thank you to Mary for bringing blenders for our quilt kits.

Raffles - Fat quarters, 50/50, and BOM

Show and Tell

Meeting Adjourned at 11:30

Do you have something that you would like to submit to the QUIP Newsletter? Pictures from the last meeting or event? A sewing machine to sell? Please send your information to Anne Brumet at aobrumet@gmail.com