



OCTOBER 2023 / QUILTING IN THE

PINES NEWSLETTER

www.PINESQuilts.COM

A Message From Our President

One more month gone. How time flies. Before we know it, Christmas will be here. The stores are already in the season's spirit! Let's use our time to help others, making pillowcases, lap quilts for veterans, Kids quilts. It s always a good thing for us to share our kindness!

Meeting info:

9:30 a.m., Thursday

OCTOBER 12, 2023

Trinity Lutheran Church
7150 Pines Blvd.
Pembroke Pines, FL
33024

East of University Drive

Fat Quarters

BRIGHT GREEN

Block of the Month

(See page 3)

Show-n-Tell

Share your recent work
and the process of
creating it.

Bring a friend

We love guests!

Inside:

Programs/Birthdays	2
Retreat	2
BOM	3
FQ/Charity	4
Program Pix	5
MISC	6

OCTOBER BIRTHDAYS

Rose Parsons	10/08
Daisy Lefebure	10/08
Karen Dunovan	10/08
Judy Hinnant	10/16
Paula Solomon	10/21
Monique Damiano	10/23
Ziva Modesty	10/25
Eutrice White Marin	10/31



RETREAT

The next retreat is scheduled for Nov. 3-6, 2023. If You Have signed up THE BALANCE IS DUE NOW.

PROGRAMS

OCTOBER

The October program will be a training session on borders, facing a quilt and bindings. Learn techniques that can enhance the finish of your beautiful quilts and other artwork.

NOVEMBER

The November program will be a presentation on color and the use of the color wheel. (Tentative)

DECEMBER

There will be a gift exchange in December. The gift should be sewing or quilting related, and the cost is to be \$15-20, if you want to participate. Gifts can be something you made or purchased.

JANUARY

Many members bought panels during the September sale. We will have a panel challenge with the quilts due in January.

UPCOMING WORKSHOPS



OCTOBER.

Do you Need Help!! LINGER LONGER.

Stay after the QUIP meeting to get any help with your quilting, color choice, cutting a pattern, finishing, quilt as you go, laying out the quilts layers, etc....




QUILTING IN THE PINES BLOCK OF THE MONTH – OCTOBER 2012

BOM

Black & White & Bright #10

Makes a 12" finished block. When making the block, please use 100% cotton fabric washed and trimmed of selvages before cutting. All blocks should be 12½" square (unfinished) when completed. If your block is a little off, don't square it up. Leave that to the winner who may want to use the same ruler to square all the blocks.

October's Block Instructions

-  White-on-blackCut four 3-1/2" squares
-  Black-on-white.....Cut four 3-1/2" squares
Cut four 6-1/2" x 3-1/2" rectangles
-  Bright yellowCut four 6-1/2" x 3-1/2" rectangles


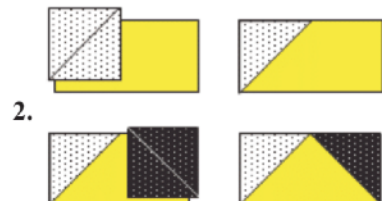

1. Draw a diagonal line on the wrong side of each of the eight 3-1/2" squares.

2. **Flying Geese:** Sew a black-on-white square to one end of yellow rectangle. Sew on the diagonal line you drew in step one. Press the square towards the end, make sure the edges match the yellow rectangle, and then trim off the excess bottom two layers of fabric.

Sew a white-on-black square to the other end of the yellow triangle following the above directions. Make four units.

3. Sew a Flying Geese unit to a black-on-white rectangle. Make four units.

4. **Block Assembly:** Using a scant 1/4" seam, sew together number three units as shown to make a 12-1/2" block.



Charity Roundup

Elena - 13 pillowcases, 5 quilts

Annette - 5 bibs

Monique - 3 pillowcases, 4 quilts

Shirley - 1 quilt, 3 pillowcases

Sandy W. - 1 pillowcase

Laurajean - 1 quilt top

Eutrice - 1 quilt

Sheri - 1 quilt



We have lots of kits to be quilted available. Some kits with 3- 1 yard pieces are also available to use a 3 yard quilt pattern of your choice. **Please bring any Halloween kits back finished to the October meeting so they can be donated.** Please also make quilts for veterans.



FAT QUARTERS for 2023

JAN - Bright RED
 FEB - Bright GREEN
 MAR - Bright YELLOW
 APR - Bright ORANGE
 MAY - Bright PINK
 JUN - Bright BLUE

JUL - Bright ORANGE
 AUG - Bright PINK
 SEP - Bright YELLOW
 OCT - **Bright GREEN**
 NOV - Bright RED
 DEC - TBA

September Program: Working with Panels Slide Show

We received a wonderful donation of panels and hope to see them again in our January Challenge.



Misc Announcements

Hi, QUIP Members!

I hope you are all well.

**But, if anyone is in need
of some cheering up, or congratulations,
please
let me know.**

**Sandy Glazer (954) 742-6164 or
sandyindy@aol.com**



Quilting In The Pines Guild

Newsletter www.pinesquilts.com

<https://www.facebook.com/QuiltingInThePinesQuip/>



August 17, 2023

Suzanne Lindsay
1950 NE 56 Court
Ft. Lauderdale, FL 33308



Dear Suzanne,

As a representative of Quilting in the Pines Guild and South Florida Quilt Expo I would sincerely like to thank you for your very generous donation of fabric.

We had a sorting party yesterday at Barbara's house and have separated items for raffle charity quilts, charity quilts, pillowcases and teddy bears and numerous other items for fundraisers and charity donations.

Quilting in the Pines Guild is one of eight member guilds of South Florida Quilt Expo. All of these guilds plus the Expo donate many items to local charity organizations throughout the year and for the Expo each guild makes a charity raffle quilt. The proceeds from these also are donated to local charities.

South Florida Quilt Expo has a show in Pembroke Pines every two years. Our next show is March 8 – 9, 2025. Please accept our invitation for you and your husband to be our guest at the show and at the awards ceremony on March 7, 2025.

I have enclosed the show book from our last Expo so you can see the beautiful quilts our members created.

Thank you again for your donation.

Sincerely,

Denise Glaser
Treasurer, Quilting in the Pines Guild
Chairman, South Florida Quilt Expo



DISCOVER THE ART OF ROPE BOWL MAKING!



Join us for an exciting workshop easy for all levels of sewing ability.

Friday October 13, 2023 10-2pm

Trinity Lutheran Church

7150 Pines Blvd. Pembroke Pines, FL

\$20 includes instructor led workshop and

15 yds of Cotton Rope

click link in bio

or visit our website

www.southfloridaquiltexpo.com

