



JULY 2023 / QUILTING IN THE PINES NEWSLETTER

www.PINESQuilts.COM



Meeting info:

9:30 a.m., Thursday

July 13, 2023

Trinity Lutheran Church
7150 Pines Blvd.
Pembroke Pines, FL
33024

East of University Drive

Fat Quarters

BRIGHT ORANGE

Block of the Month

(See page 4)

Show-n-Tell

Share your recent work and the process of creating it.

Bring a friend

A Message From Our President

I hope everybody is doing well and working on the paint chips challenge. The reveal will be at this coming meeting.

I would love for each person to think of a program or a class they would like to attend, any suggestion will be welcome! We have a lot of talented quilters who can share their knowledge. Just write your wish and give to me at the meeting.

Thanks. Monique

Inside:

Programs/Birthdays	2
Retreat	2
BOM	3
FQ/Charity	4
Program/CharityPix	5
MISC	6

PROGRAMS

JULY BIRTHDAYS

Shirley Moore	07/11
Maria Drago	07/11
Denise Glaser	07/18
Marilyn Ehren	07/20
Linda Nastro	07/26
Sandra Webster	07/29

JULY.... Paint Chip Challenge projects are due. Show us your creative tops or finished projects.

AUGUST... Get a bargain, make a deal....our annual table sale opportunity is back.



RETREAT

The next retreat is scheduled for Nov. 3-6, 2023.. Iris mentioned that the November retreat will be more expensive as the hotel will be charging a winter rate



Saturday, July 8th

SUPPLY LIST

Because the kits are ready made, precut and fused, the supply list is short:

- Sewing machine
- scissors
- Pins

Optional: Pressing mat, iron, applique pressing shert




	West Broward presents
	KATE MITCHELL QUILTS
Program & workshop	
Lecture & trunk show Applique workshop Retail therapy	
10 am Sat. July 8, 2023 Gloria Dei Lutheran Church 7601 SW 39 St Davie, FL	
westbrowardquilters@gmail.com	Cost \$10




Black & White & Bright #7

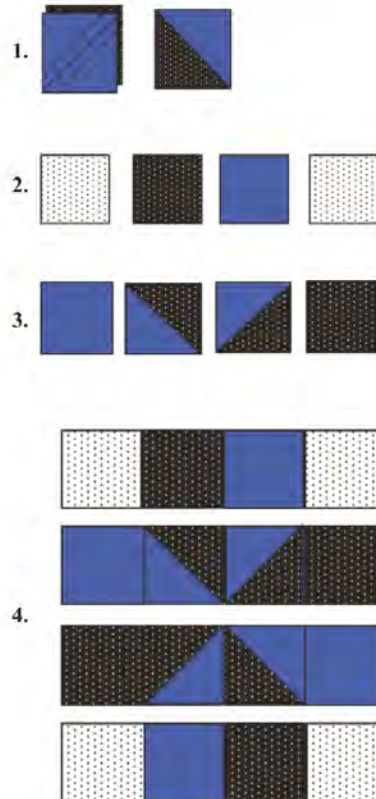
Makes a 12" finished block. When making the block, please use 100% cotton fabric washed and trimmed of selvages before cutting. All blocks should be 12½" square (unfinished) when completed. If your block is a little off, don't square it up. Leave that to the winner who may want to use the same ruler to square all the blocks.

July's Block Instructions

-  White-on-blackCut four 3-1/2" squares
Cut two 4" squares
-  Black-on-white.....Cut four 3-1/2" squares
-  Bright blueCut four 3-1/2" squares
Cut two 4" squares



1. Sew white-on-black and blue 4" squares into four half-square triangles. Draw diagonal line corner to corner, sew 1/4" on each side of line and cut on line to make two blocks. Square up to 3-1/2". Make four units.
2. Sew 3-1/2" squares together as shown. Make two units.
3. Sew 3-1/2" squares and half-square triangles together as shown. Make two units.
4. **Block Assembly:** Sew rows together as shown to make a 12-1/2" block.



This months block is on BLACK, WHITE and BRIGHT BLUE. If you have any questions or run into problems, please do not hesitate to contact Shirley Brown ,

786-779-8236 , shirshirleyb@aol.com

FAT QUARTERS for 2023

JAN - Bright RED
 FEB - Bright GREEN
 MAR - Bright YELLOW
 APR - Bright ORANGE
 MAY - Bright PINK
 JUN - Bright BLUE

JUL **Bright ORANGE**
 AUG -Bright PINK
 SEP Bright YELLOW
 OCT - Bright GREEN
 NOV - Bright RED
 DEC - TBA

Charity Roundup

Missed last month:

7 burp cloths, 2 receiving blankets, 4 quilts, and 21 pillowcase kits from Charlotte.

Monique - 2 children's quilts, one veteran

Sue - 2 pillowcases

Denise - 7 quilts, 2 tops, 3 bags

Judy B. - 2 pillowcases

Cathy - 2 teddy bears and a fidget quilt

Shirley Moore - 2 quilts

Eutrice - 1 pillowcase, 1 quilt

There is still batting available for charity quilts. Please be sure to supply a backing and binding for your charity quilts, and sign on the list when you bring in donations. The charity cupboard is bare, we need more charity donations. Please make your quilts lap size or crib sized, for children and adults. Red White and Blue quilts are popular as well as bright cheery quilts. Fidget quilts are quick to make and popular also. Barbara has 2 baby quilts ready to go.



JUNE PROGRAM AND CHARITY QUILTS

We did a Round Robin and each table spoke about their sewing jounries. We had several new members . Nina Anderson has offered to help anyone with quilting questions. She had a quilt shop for many years in California, and has experience in many quilting techniques, but her current favorite is hand applique. Her cell phone number is (310) 628-5895



Hi, QUIP Members!

I hope you are all well.

But, if anyone is in need

**of some cheering up, or
congratulations, please**

let me know.

**Sandy Glazer (954) 742-6164 or
sandyindy@aol.com**



For those of you interested in making the adorable
charity bears



Quilting In The Pines Guild

Newsletter www.pinesquilts.com

[https://www.facebook.com/
QuiltingInThePinesQuip/](https://www.facebook.com/QuiltingInThePinesQuip/)

